

IOWA

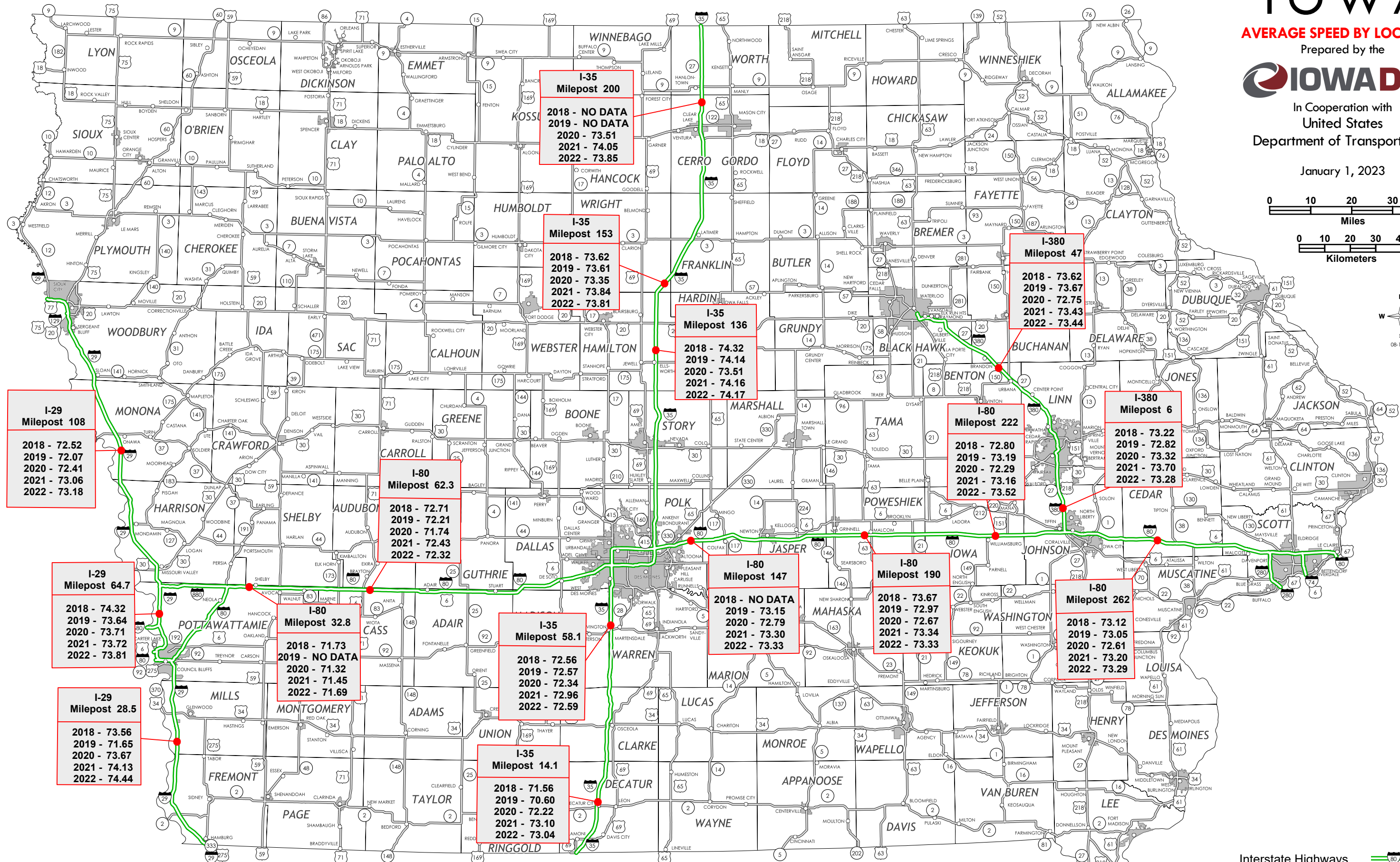
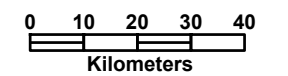
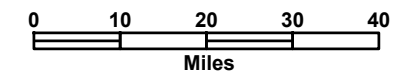
AVERAGE SPEED BY LOCATION

Prepared by the



In Cooperation with
United States
Department of Transportation

January 1, 2023



**I-35
Milepost 200**
2018 - NO DATA
2019 - NO DATA
2020 - 73.51
2021 - 74.05
2022 - 73.85

**I-35
Milepost 153**
2018 - 73.62
2019 - 73.61
2020 - 73.35
2021 - 73.84
2022 - 73.81

**I-35
Milepost 136**
2018 - 74.32
2019 - 74.14
2020 - 73.51
2021 - 74.16
2022 - 74.17

**I-380
Milepost 47**
2018 - 73.62
2019 - 73.67
2020 - 72.75
2021 - 73.43
2022 - 73.44

**I-29
Milepost 108**
2018 - 72.52
2019 - 72.07
2020 - 72.41
2021 - 73.06
2022 - 73.18

**I-80
Milepost 62.3**
2018 - 72.71
2019 - 72.21
2020 - 71.74
2021 - 72.43
2022 - 72.32

**I-80
Milepost 222**
2018 - 72.80
2019 - 73.19
2020 - 72.29
2021 - 73.16
2022 - 73.52

**I-380
Milepost 6**
2018 - 73.22
2019 - 72.82
2020 - 73.32
2021 - 73.70
2022 - 73.28

**I-29
Milepost 64.7**
2018 - 74.32
2019 - 73.64
2020 - 73.71
2021 - 73.72
2022 - 73.81

**I-80
Milepost 32.8**
2018 - 71.73
2019 - NO DATA
2020 - 71.32
2021 - 71.45
2022 - 71.69

**I-80
Milepost 147**
2018 - NO DATA
2019 - 73.15
2020 - 72.79
2021 - 73.30
2022 - 73.33


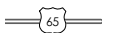
**I-80
Milepost 190**
2018 - 73.67
2019 - 72.97
2020 - 72.67
2021 - 73.34
2022 - 73.33

**I-80
Milepost 262**
2018 - 73.12
2019 - 73.05
2020 - 72.61
2021 - 73.20
2022 - 73.29

**I-29
Milepost 28.5**
2018 - 73.56
2019 - 71.65
2020 - 73.67
2021 - 74.13
2022 - 74.44

**I-35
Milepost 58.1**
2018 - 72.56
2019 - 72.57
2020 - 72.34
2021 - 72.96
2022 - 72.59

**I-35
Milepost 14.1**
2018 - 71.56
2019 - 70.60
2020 - 72.22
2021 - 73.10
2022 - 73.04

Interstate Highways 
U.S. Highways 
State Highways 