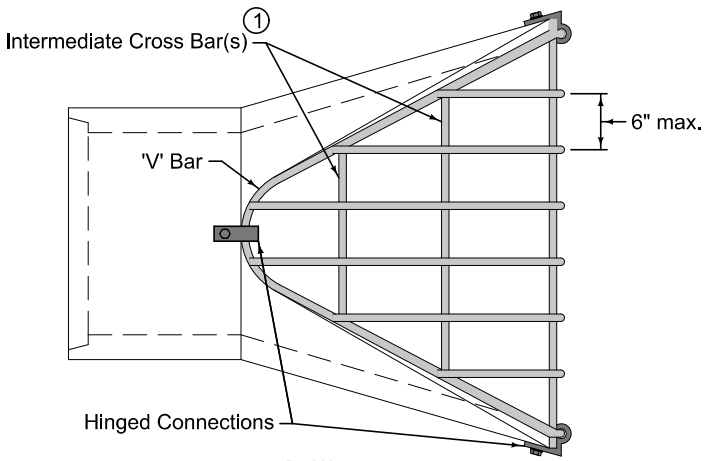

PLAN

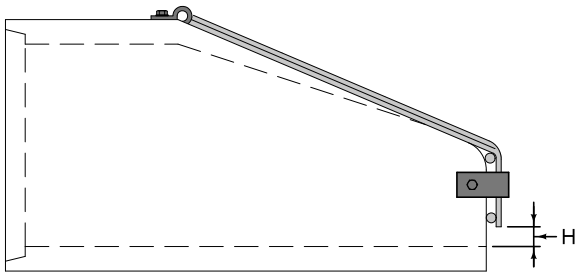

PROFILE

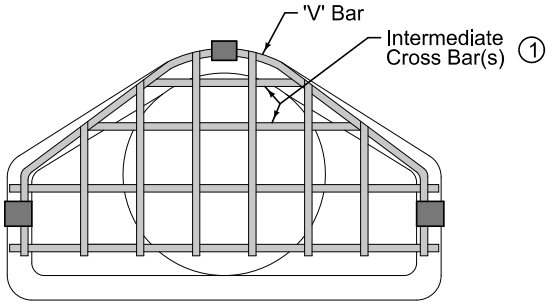

FRONT

Provide guard dimensions to fit with type of apron provided. Ensure 'V' Bar completely rests on apron.

1 All guards must include at least one intermediate cross bar. If pipe diameter, or equivalent diameter, is 60 inches or greater, use two intermediate cross bars equally spaced.

ROUND		ARCH		ELLIPTICAL	
PIPE SIZE	H	EQUIVALENT DIAMETER	H	EQUIVALENT DIAMETER	H
12"	$2\frac{1}{2}$"	18" to 24"	4"	18"	3"
15"	3"	30" to 36"	5"	24"	4"
18" - 24"	4"	42" to 54"	6"	30" to 36"	5"
27" - 36"	5"	60" to 72"	7"	42" to 54"	6"
42" - 54"	6"			60"	7"
60" - 72"	7"				
78" - 90"	8"				

BAR SIZES				
	PIPE SIZE (DIA. or EQUIV.)	HOLE DIA. REQ'D.	BOLT DIA.	BAR SIZE
ROUND	12" - 24"	$\frac{3}{4}$"	$\frac{5}{8}$"	$\frac{3}{4}$"
	27" - 48"	$\frac{7}{8}$"	$\frac{3}{4}$"	1"
	54" - 90"	$1\frac{1}{8}$"	1"	$1\frac{1}{4}$"
ARCH	up to 24" eq.	$\frac{3}{4}$"	$\frac{5}{8}$"	$\frac{3}{4}$"
	30" to 48"	$\frac{7}{8}$"	$\frac{3}{4}$"	1"
	54" to 72"	$1\frac{1}{8}$"	1"	$1\frac{1}{4}$"
ELLIPTICAL	up to 24" eq.	$\frac{3}{4}$"	$\frac{5}{8}$"	$\frac{3}{4}$"
	30" to 48"	$\frac{7}{8}$"	$\frac{3}{4}$"	1"
	54" to 60"	$1\frac{1}{8}$"	1"	$1\frac{1}{4}$"
BOLT LENGTH = PIPE WALL THICKNESS + $2\frac{1}{2}$"				

SUDAS

REVISION	
New	10-18-16

4030.224

SHEET 1 of 1

SUDAS Standard Specifications

CONCRETE PIPE APRON GUARD

FIGURE 4030.224 | SHEET 1 OF 1