

ROAD WORK AHEAD
W20-1
48" x 48"

UNEVEN LANES
W8-11
48" x 48"

UNEVEN LANES
W8-11
48" x 48"

UNEVEN LANES
W8-11
48" x 48"

UNEVEN LANES
W8-11
48" x 48"

END UNEVEN LANES
W8-11A
48" x 48"

END ROAD WORK
G20-2A
48" x 24"

① Refer to SI-881 for sign details.

Possible Contract Items:
Pavement Marking Items
Traffic Control

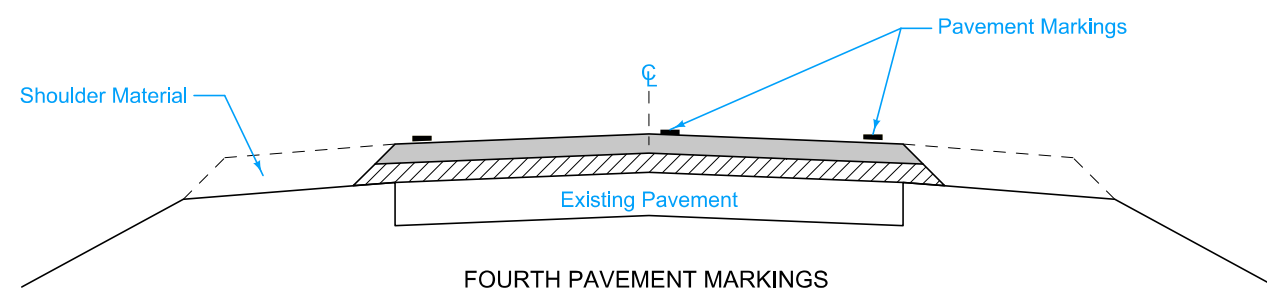
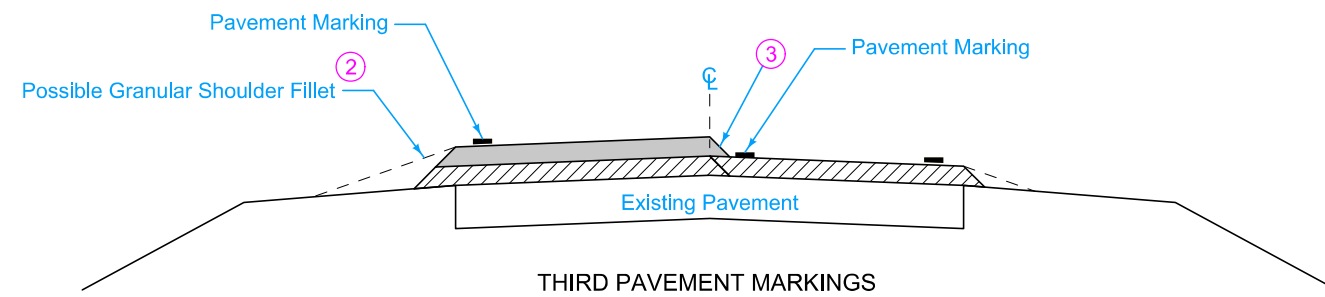
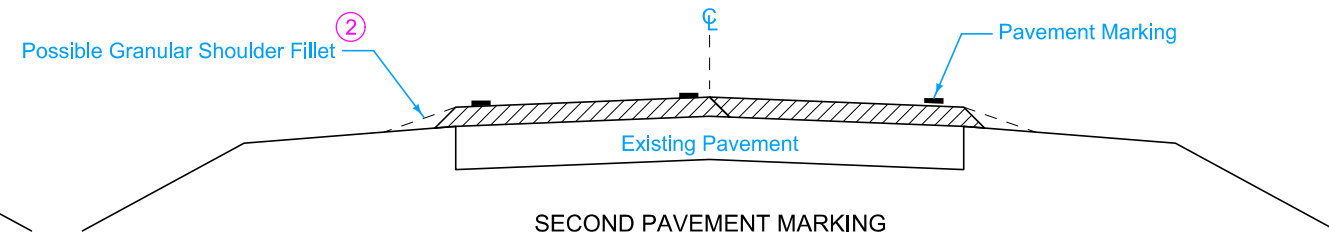
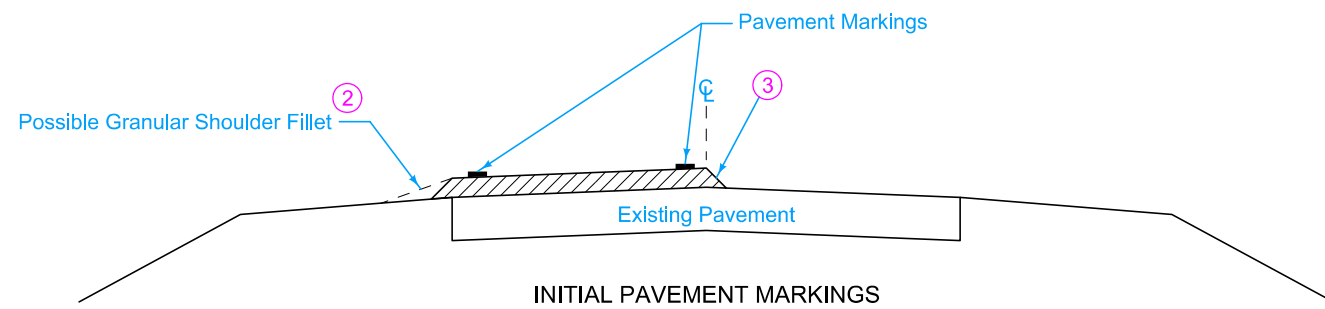
Possible Tabulation:
108-22

LEGEND

← Direction of Traffic



⊣ Traffic Sign

	REVISION	
	2	04-19-22
STANDARD ROAD PLAN		TC-482
REVISIONS: Added public side road.		SHEET 1 of 2
 APPROVED BY DESIGN METHODS ENGINEER		
UNEVEN LANES		



PAVEMENT MARKING SEQUENCE

- ② Shoulder Fillet: Refer to Section 1107 of the Standard Specifications and Safety Edge specifications.
- ③ Centerline fillet may be notched wedge, Safety Edge, or a temporary 3:1 HMA fillet.

LEGEND	
	Surface Course
	Intermediate Course

 STANDARD ROAD PLAN	REVISION	
	2	04-19-22
	TC-482	
SHEET 2 of 2		

REVISIONS: Added public side road.

Shawn Miller
APPROVED BY DESIGN METHODS ENGINEER

UNEVEN LANES