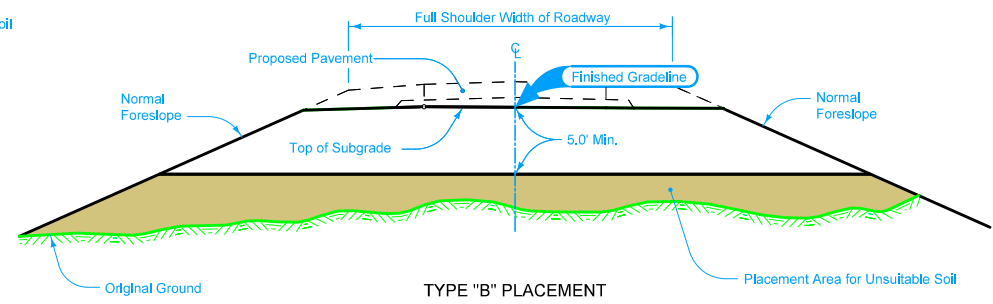
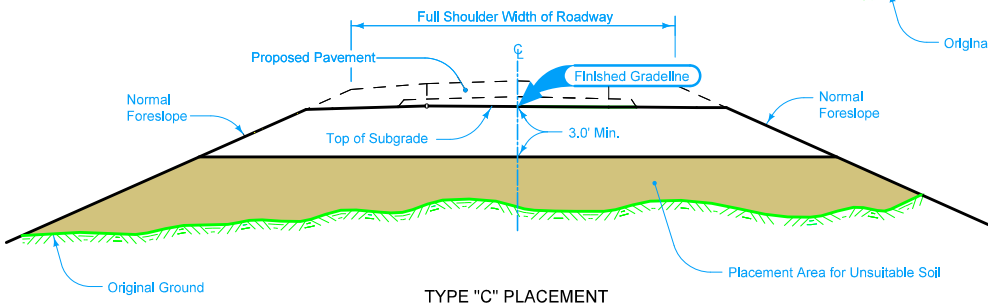


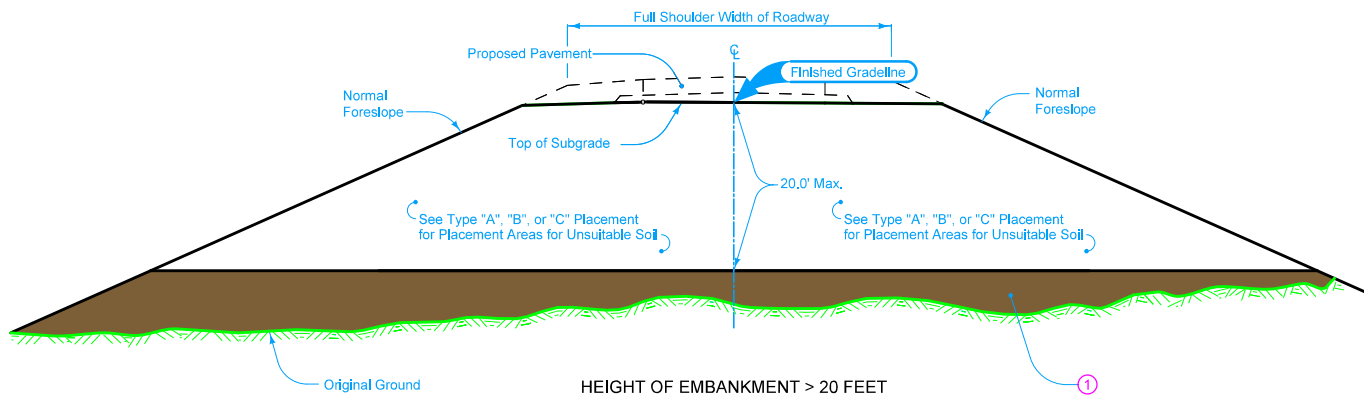
TYPE "A" PLACEMENT



TYPE "B" PLACEMENT



TYPE "C" PLACEMENT



HEIGHT OF EMBANKMENT > 20 FEET

Place unsuitable soil as detailed for the particular type of soil described in Section 2102 of the Standard Specifications. Project plan details or specific directions of the Engineer may require placement of topsoil or other unsuitable soil by methods other than those shown. Refer also to plan cross sections and soil survey sheets for additional information.

① In new embankments greater than 20 feet in height, only Select, Suitable Class 10, or Type 'C' Unsuitable material will be allowed below that 20 foot depth.

 STANDARD ROAD PLAN	REVISION 2 10-20-15
	EW-102
	SHEET 1 of 1
REVISIONS: Replaced the DOT logo in the title block with the new version.	
APPROVED BY DESIGN METHODS ENGINEER <i>Brian Smith</i>	
ALLOWABLE PLACEMENT OF UNSUITABLE SOIL IN EMBANKMENTS	