DESIGNER INFORMATION

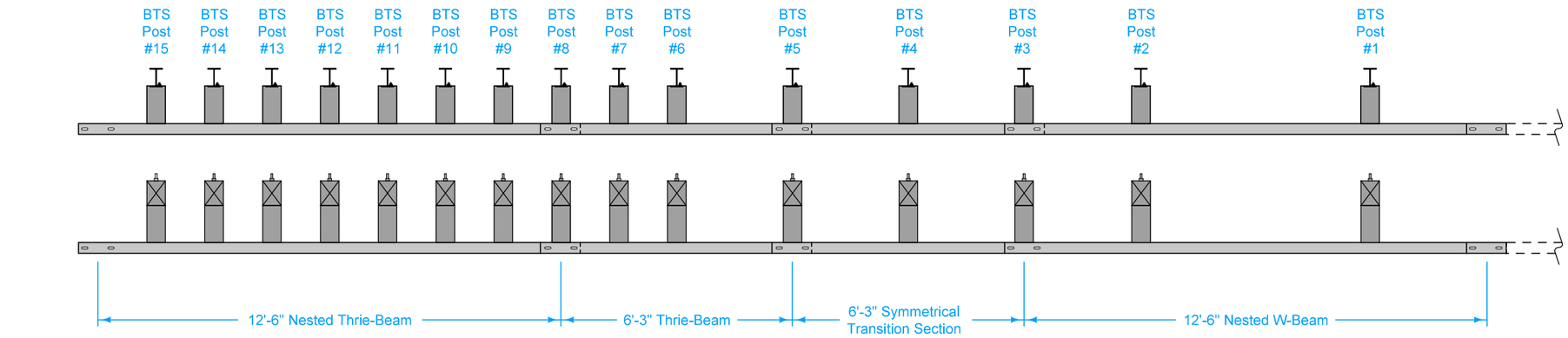

PLAN

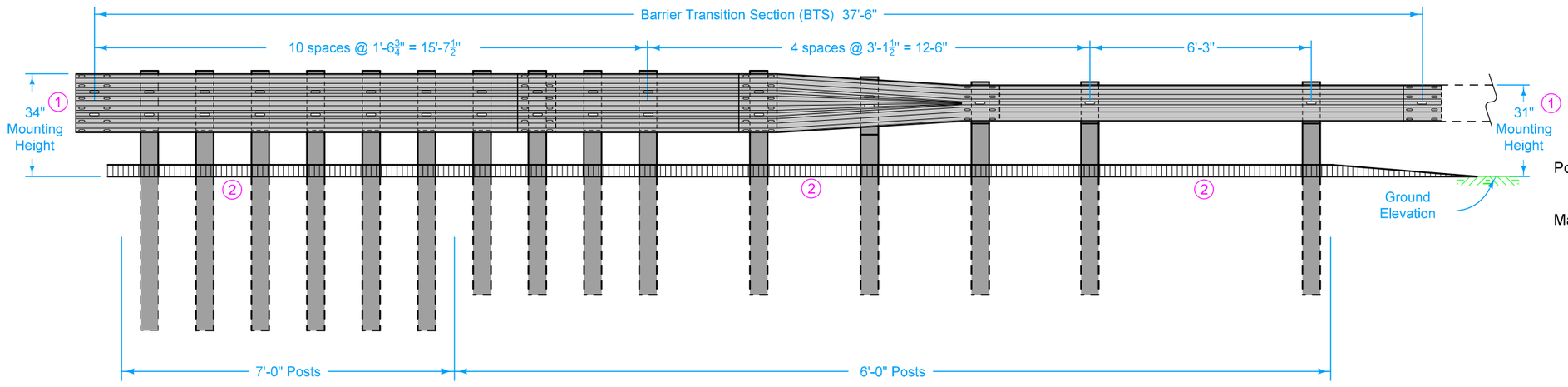

ELEVATION

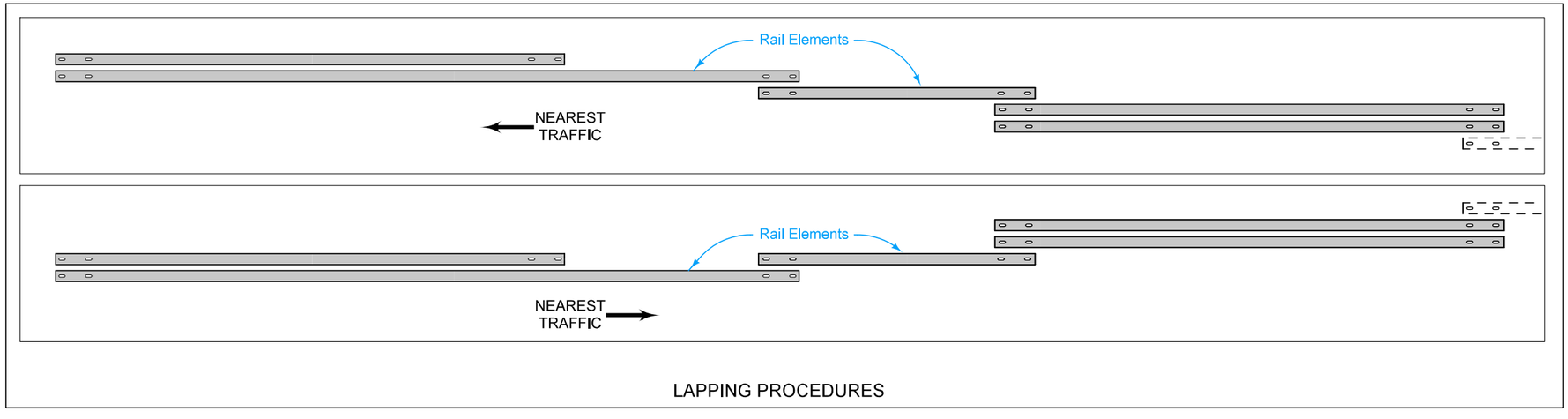

LAPPING PROCEDURES

At Bridge End Drains, cut Scour Protection (Transition Mat and Turf Reinforcement Mat) or remove rock as required to place post(s) such that Bridge End Drains abut post(s).

(1) Guardrail mounting height at barrier connection and posts 5-15 is 34 inches. Guardrail mounting height at posts 1-3 is 31 inches.

(2) Possible 4 inch sloped curb. See project plans. Refer to PV-102 for curb and runout details.

Possible Contract Item:
Steel Beam Guardrail Barrier Transition Section, BA-209

Materials included in the Contract Item:
Steel Post Option:
(9) W6x9 x 6'-0" posts
(6) W6x9 x 7'-0" posts
(12) 6" x 12" x 19" blockouts
(3) 6" x 12" x 14" blockouts
Wood Post Option:
(9) 6" x 8" x 6'-0" posts
(6) 6" x 8" x 7'-0" posts
(12) 6" x 12" x 19" blockouts
(3) 6" x 12" x 14" blockouts
(1) Symmetrical Transition Section
(2) 12'-6" Thrie-Beam rail sections*
(1) 6'-3" Thrie-Beam rail section*
(2) 12'-6" W-Beam rail sections
Approved bolts, nuts, and washers
Refer to BA-200 for guardrail components

* One 18'-9" Thrie-Beam rail section may be substituted for one of the 12'-6" sections and the 6'-3" section as shown

IOWA DOT

STANDARD ROAD PLAN

REVISION	
NEW	10-15-24

BA-209

SHEET 1 of 3

REVISIONS: NEW

APPROVED BY DESIGN METHODS ENGINEER

STEEL BEAM GUARDRAIL BARRIER TRANSITION SECTION (MASH TL-3, 34" mounting height)

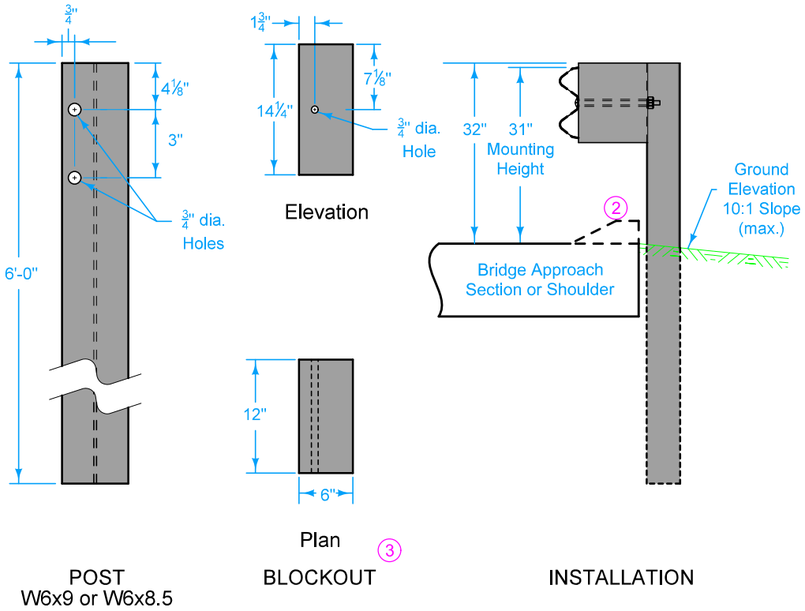

STEEL BTS POST #1-3

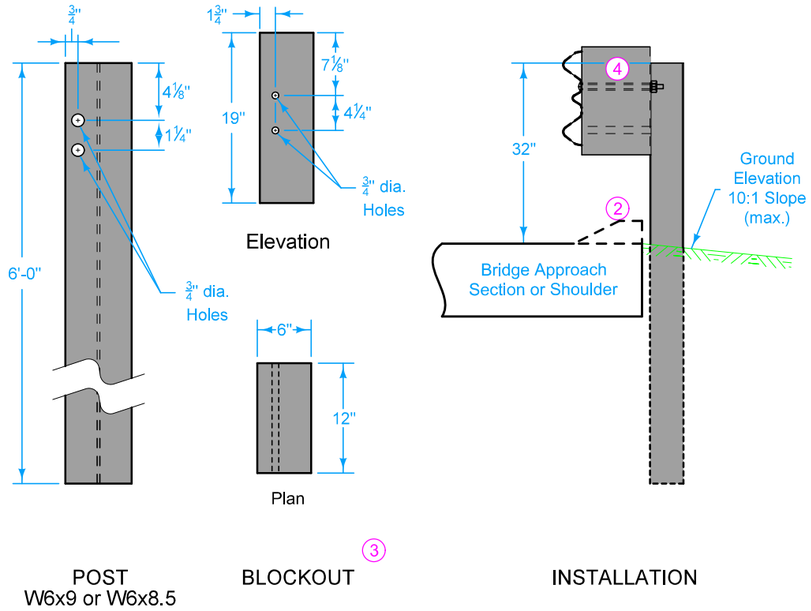

STEEL BTS POST #4

(2) Possible 4 inch sloped curb. See project plans. Refer to PV-102 for curb and runout details.

(3) Wood or composite only. Steel blockouts will not be allowed.

(4) Place bolt in top hole only.

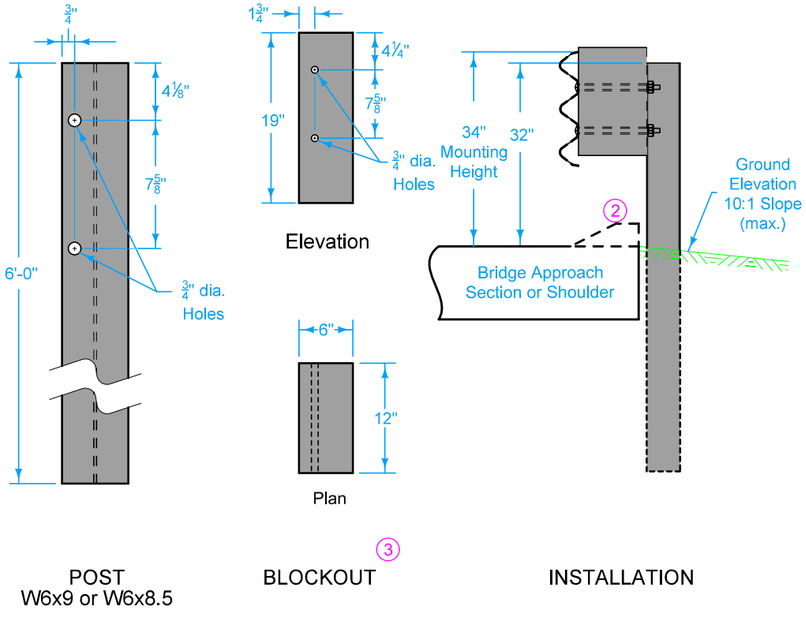

STEEL BTS POSTS# 5-9

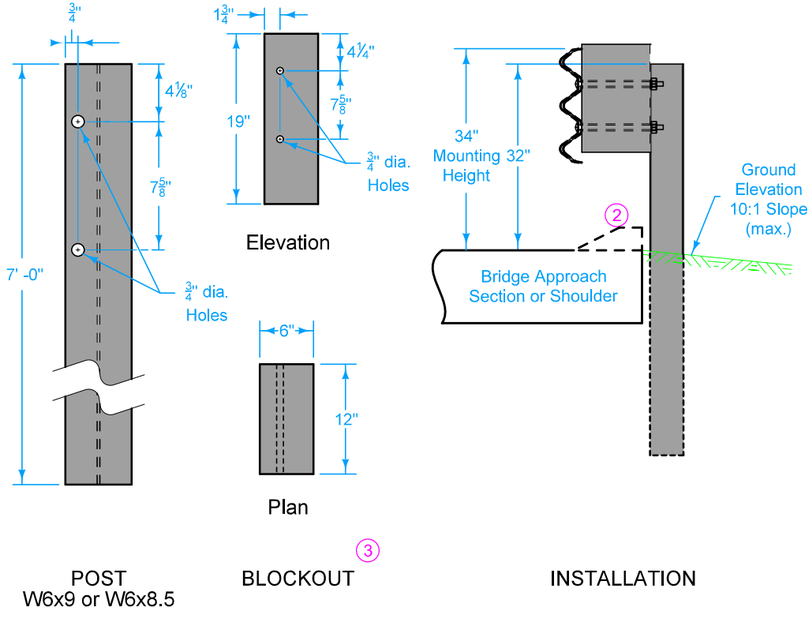

STEEL BTS POSTS #10-15

IOWA DOT

STANDARD ROAD PLAN

REVISION
NEW 10-15-24

BA-209

SHEET 2 of 3

REVISIONS: NEW

APPROVED BY DESIGN METHODS ENGINEER

STEEL BEAM GUARDRAIL
BARRIER TRANSITION SECTION
(MASH TL-3, 34" mounting height)

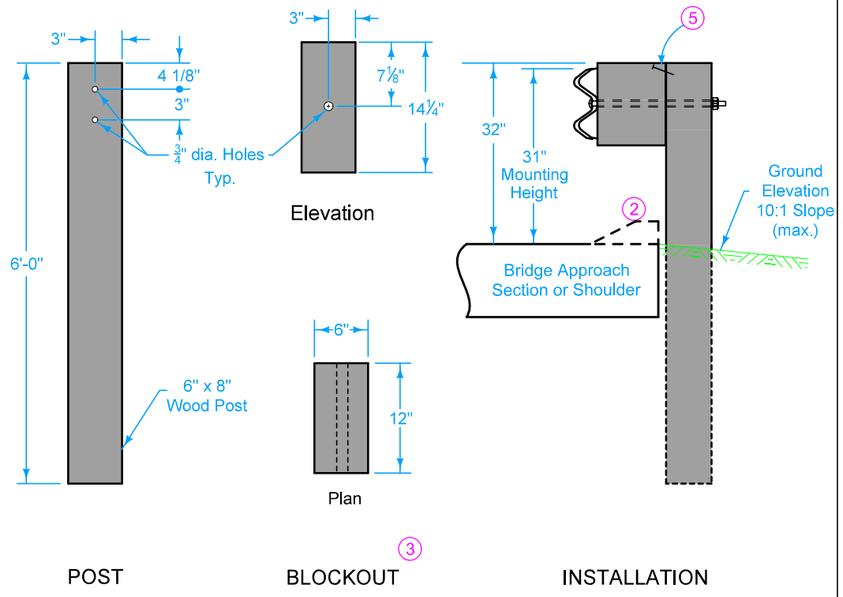

WOOD BTS POSTS #1-3

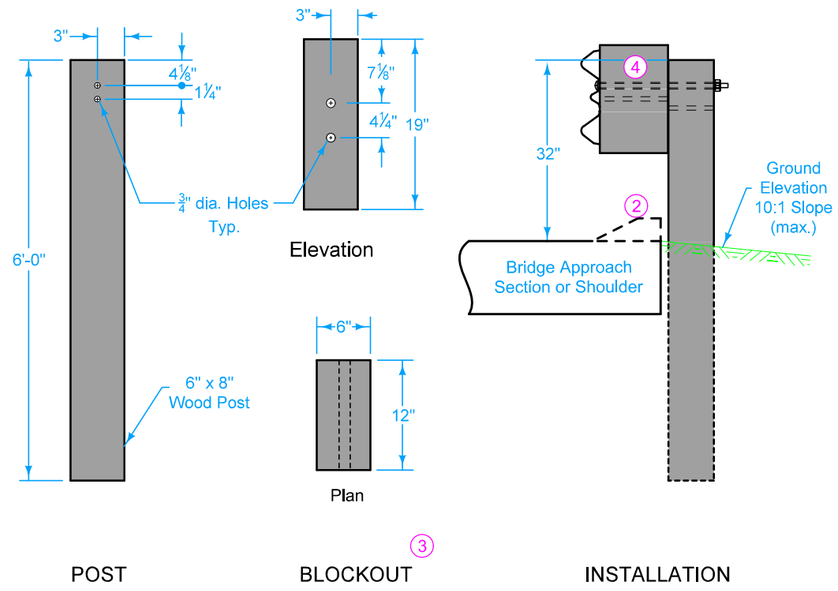

WOOD BTS POST #4

(2) Possible 4 inch sloped curb. See project plans. Refer to PV-102 for curb and runout details.

(3) Wood or composite only. Steel blockouts will not be allowed.

(4) Place bolt in top hole only.

(5) 16d nail to prevent blockout rotation.

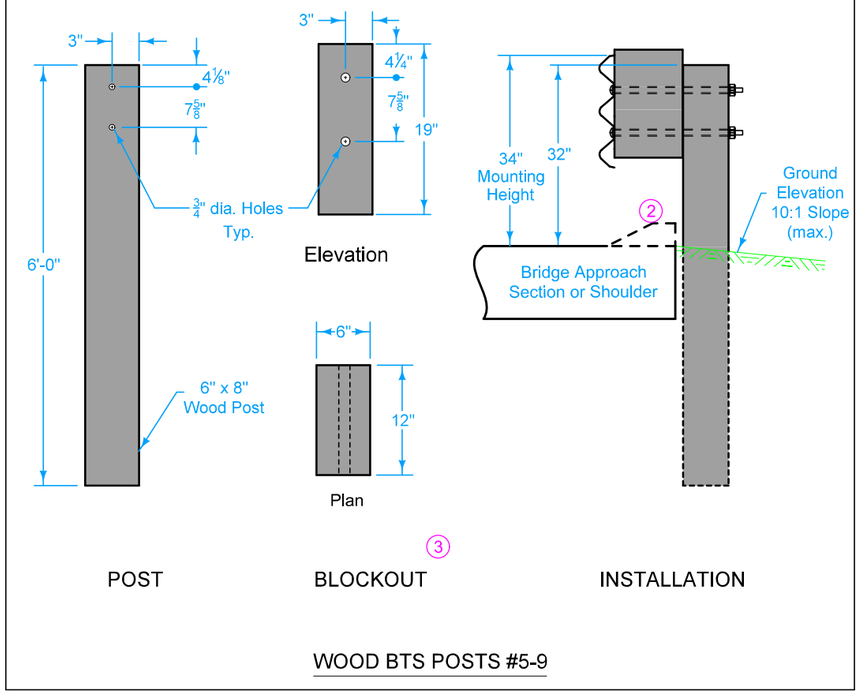

WOOD BTS POSTS #5-9

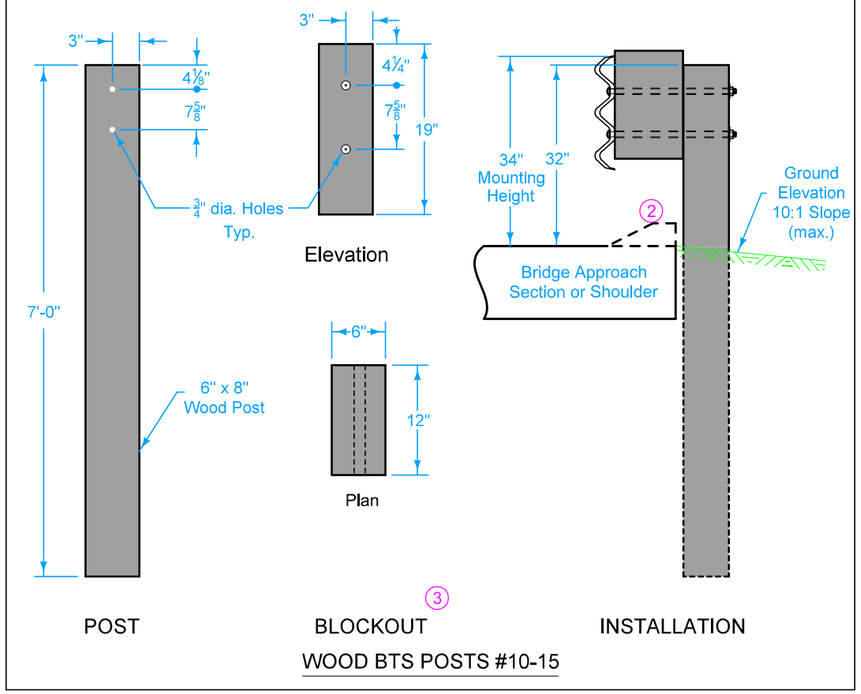

WOOD BTS POSTS #10-15

IOWA DOT

STANDARD ROAD PLAN

REVISION	
NEW	10-15-24

BA-209

SHEET 3 of 3

REVISIONS: NEW

APPROVED BY DESIGN METHODS ENGINEER

STEEL BEAM GUARDRAIL BARRIER TRANSITION SECTION (MASH TL-3, 34" mounting height)