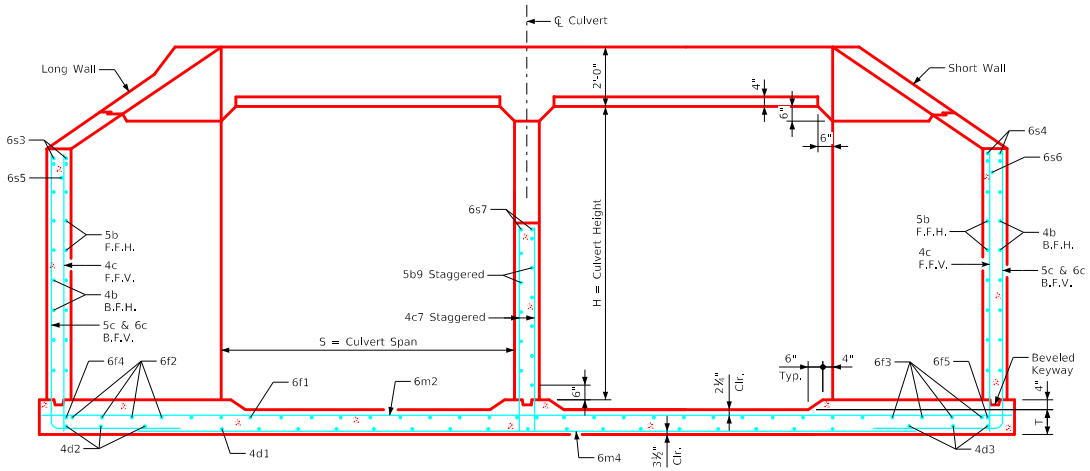

Typical Section - Near Center of Apron

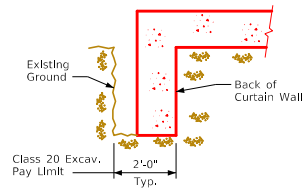

Curtain Wall
Class 20 Excavation

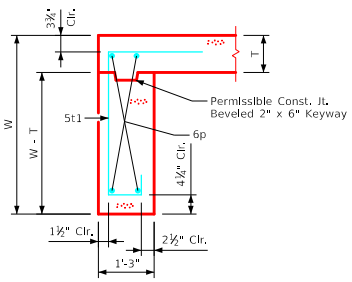

Section thru Curtain Wall

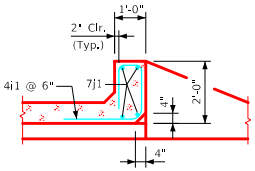

Section thru Parapet

Culvert Height (H)	Angle	
	∢L	∢S
4'	31.41°	51.07°
5'	31.19°	50.24°
6'	31.04°	49.66°
7'	30.93°	49.24°
8'	30.84°	48.92°
9'	30.77°	48.66°
10'	30.72°	48.46°
11'	30.67°	48.29°
12'	30.63°	48.15°

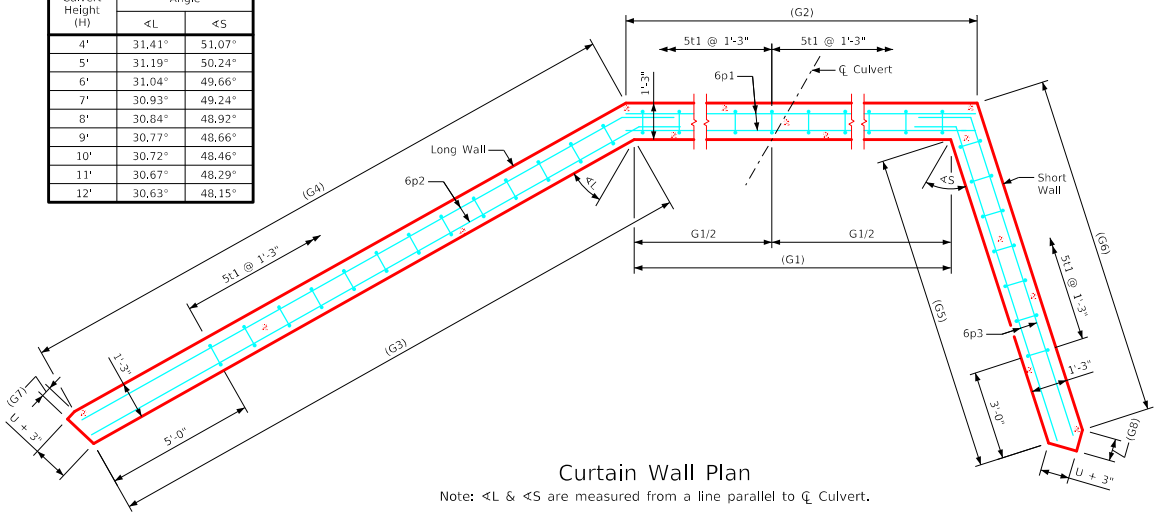

Curtain Wall Plan

Note: ∢L & ∢S are measured from a line parallel to ℄ Culvert.

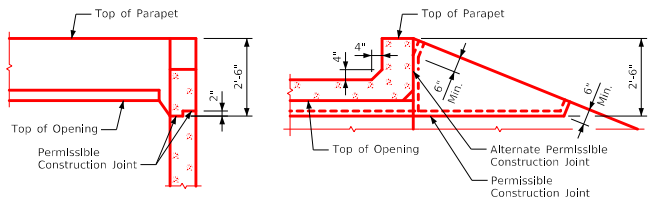

Top of Wingwall Details

Notes:

1. See Sheet TWFWH G1-21 for General Notes, Specifications, and Design Stresses.
2. For dimension table see Sheet TWFWH 30-2-21.

LATEST REVISION DATE

APPROVED BY BRIDGE ENGINEER

IOWA DOT Highway Division

Standard Design - Twin Reinforced Concrete Box Culverts

Flared Wing Headwalls

February, 2021

Parapet & Curtain Wall Details 30° Skew

TWFWH 30-4-21

ENGLISHLRFDSIGNEDTWINCULVERTSFWH.DGN - TWFWH 30-4-21 - THIS SHEET ISSUED 02-2021.

1/16/2021 5:19:58 PM bkloss W:\Highway\Bridge\Standards\Culverts\LRFD\EnglishLRFDSignedTwinCulvertsFWH.dgn TWFWH 30-4-21 11x17_pdf.pltcfg