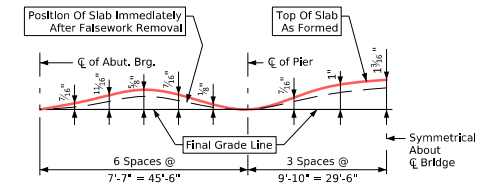
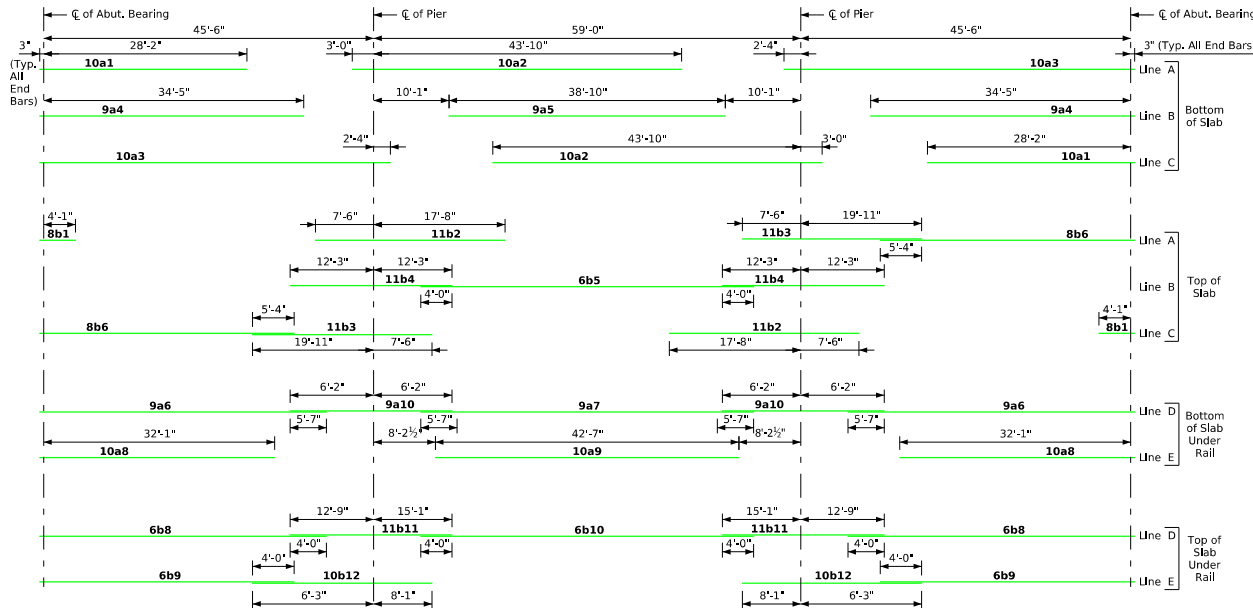
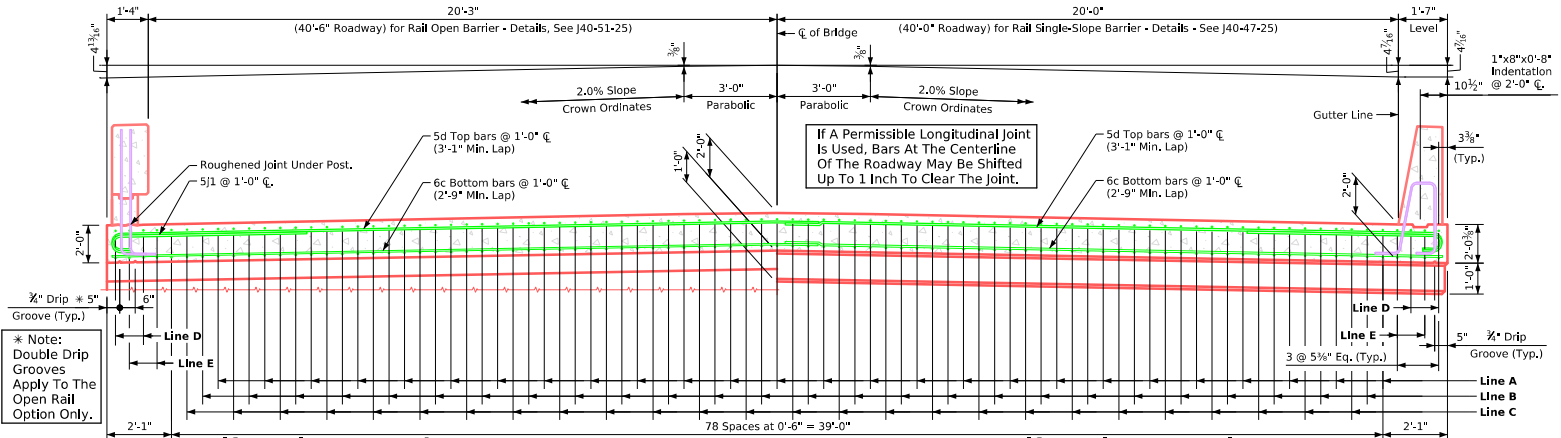


Concrete Sealer Application Limits - Open Rail Section

- Apply concrete sealer to:**
- The entire top surface, edges, and underside of the bridge slab.
 - The top, traffic face, side and bottom surfaces of all Open Rail components.
 - All faces of Open Rail Posts.
 - Apply sealer continuously over the full bridge length.
 - Sealer application shall conform to Article 2403.03, P.3 of the Standard Specifications and Materials I.M. 491.12.



Form Camber Diagram

This diagram illustrates the form camber required to compensate for the anticipated ultimate dead load deflection. The dimensions shown do not account for form deflection or falsework settlement.

Latest Revision Date	IOWA DOT	
	Standard Design-40'-0" Roadway, 3 Span Bridge	
	Continuous Concrete Slab Bridge	
Approved By Bridge Engineer	July, 2025	
	Superstructure Details 150'-0" Bridge	J40-18-25