EPOXY COATED REINFORCING BAR LIST
33" x 48" x 70'-0 PPCBB, 0° SKEW

BEAM LINE		BEAM LINE "A"			BEAM LINES "B", "D" AND "F"			BEAM LINES "C", "E" AND "G"			BEAM LINE "H"		
BAR	SHAPE	NO.	LENGTH	WEIGHT	NO.	LENGTH	WEIGHT	NO.	LENGTH	WEIGHT	NO.	LENGTH	WEIGHT
4a1		8	36'-3	194	8	36'-3	194	8	36'-3	194	8	36'-3	194
4a2		2	35'-8	48	2	35'-8	48	2	35'-8	48	2	35'-8	48
4b1		105	4'-9 1/2	336	106	4'-9 1/2	339	105	4'-9 1/2	336	106	4'-9 1/2	339
4b2		74	8'-11 1/2	443	74	8'-11 1/2	443	74	8'-11 1/2	443	74	8'-11 1/2	443
4c1 *		106	3'-6	248	107	3'-6	250	106	3'-6	248	107	3'-6	250
4c2 **		106	0'-5	30	214	0'-5	60	212	0'-5	59	107	0'-5	30
4c3		2	3'-2	4	-	-	-	2	3'-2	4	-	-	-
4d1		8	3'-8	20	8	3'-8	20	8	3'-8	20	8	3'-8	20
4d2		12	4'-7	37	12	4'-7	37	12	4'-7	37	12	4'-7	37
TOTAL (LBS.)		1360			1391			1389			1361		

BENT BAR DETAILS

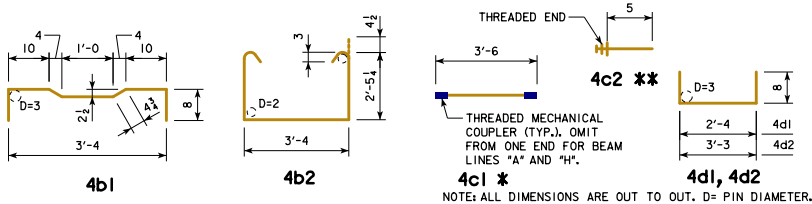

NOTE: ALL DIMENSIONS ARE OUT TO OUT. D= PIN DIAMETER.

EPOXY COATED REINFORCING BAR LIST
33" x 48" x 70'-0 PPCBB, 15° SKEW

BEAM LINE		BEAM LINES "A" AND "H"			BEAM LINES "B" THRU "G"		
BAR	SHAPE	NO.	LENGTH	WEIGHT	NO.	LENGTH	WEIGHT
4a1		8	36'-3	194	8	36'-3	194
4a2		2	35'-8	48	2	35'-8	48
4b1		104	4'-9 1/2	333	104	4'-9 1/2	333
4b2		65	8'-11 1/2	389	65	8'-11 1/2	389
4b3		4	9'-0 1/2	24	4	9'-0 1/2	24
4b4		2	9'-0 1/2	12	2	9'-0 1/2	12
4b5		2	8'-11 1/2	12	2	8'-11 1/2	12
4b6		2	8'-11 1/2	12	2	8'-11 1/2	12
4c1 *		105	3'-6	245	105	3'-6	245
4c2 **		106	0'-5	30	212	0'-5	59
4c3 *		2	1'-2	2	2	1'-2	2
4c4		4	3'-4	9	4	3'-4	9
4d1		8	3'-8	20	8	3'-8	20
4d2		12	4'-8	37	12	4'-8	37
TOTAL (LBS.)		1367			1396		

BENT BAR DETAILS

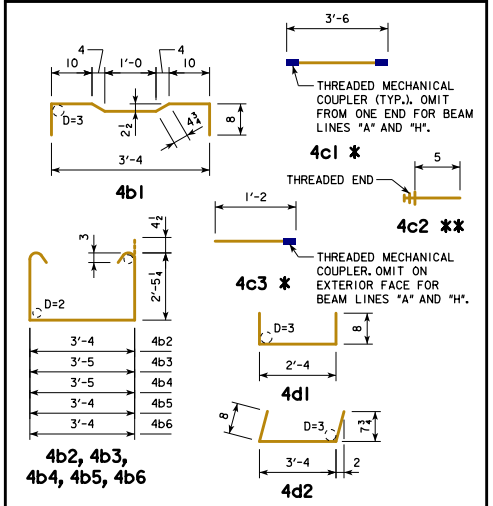

NOTE: ALL DIMENSIONS ARE OUT TO OUT. D= PIN DIAMETER.

EPOXY COATED REINFORCING BAR LIST
33" x 48" x 70'-0 PPCBB, 30° SKEW

BEAM LINE		BEAM LINES "A" AND "H"			BEAM LINES "B" THRU "G"		
BAR	SHAPE	NO.	LENGTH	WEIGHT	NO.	LENGTH	WEIGHT
4a1		8	36'-3	194	8	36'-3	194
4a2		2	35'-8	48	2	35'-8	48
4b1		101	4'-9 1/2	323	101	4'-9 1/2	323
4b2		65	8'-11 1/2	389	65	8'-11 1/2	389
4b3		4	9'-5 1/2	25	4	9'-5 1/2	25
4b4		2	9'-3 1/2	12	2	9'-3 1/2	12
4b5		2	9'-1 1/2	12	2	9'-1 1/2	12
4b6		2	8'-11 1/2	12	2	8'-11 1/2	12
4c1 *		102	3'-6	238	102	3'-6	238
4c2 **		105	0'-5	29	210	0'-5	58
4c3 *		6	1'-2	5	6	1'-2	5
4c4		4	3'-8	10	4	3'-8	10
4d1		8	3'-8	20	8	3'-8	20
4d2		12	5'-1	41	12	5'-1	41
TOTAL (LBS.)		1358			1387		

BENT BAR DETAILS

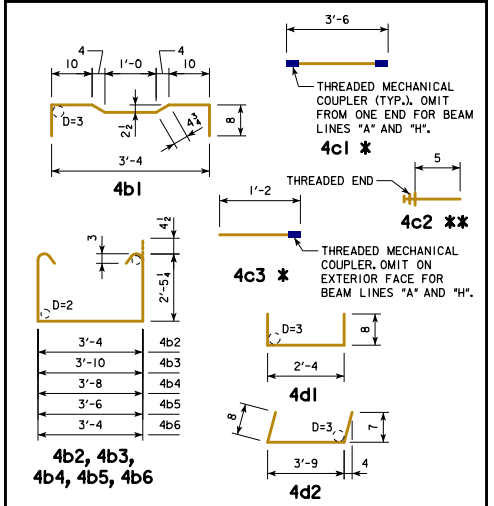

NOTE: ALL DIMENSIONS ARE OUT TO OUT. D= PIN DIAMETER.

NOTES:
* INCLUDES MECHANICAL COUPLER(S). SEE BENT BAR DETAILS.
** SEE BENT BAR DETAILS. THE LENGTHS SHOWN DO NOT INCLUDE AN ALLOWANCE FOR THE THREADED END. BAR LENGTHS MAY NEED TO INCREASE DEPENDING ON THE MECHANICAL COUPLER ASSEMBLY USED. THE COST OF THE THREADED PORTION OF THESE BARS IS TO BE INCLUDED IN THE PRICE BID FOR THE BEAMS. THE WEIGHT OF THE THREADED END IS NOT INCLUDED IN THE QUANTITY SHOWN.

LATEST REVISION DATE

APPROVED BY BRIDGE ENGINEER

IOWA DOT Highway Division

STANDARD DESIGN - 30'-0 ROADWAY, SINGLE SPAN

CONCRETE BOX BEAM BRIDGES

DECEMBER, 2016

33" x 48" x 70'-0 PPCBB DETAILS
REINFORCING BAR LIST

B30-51-16