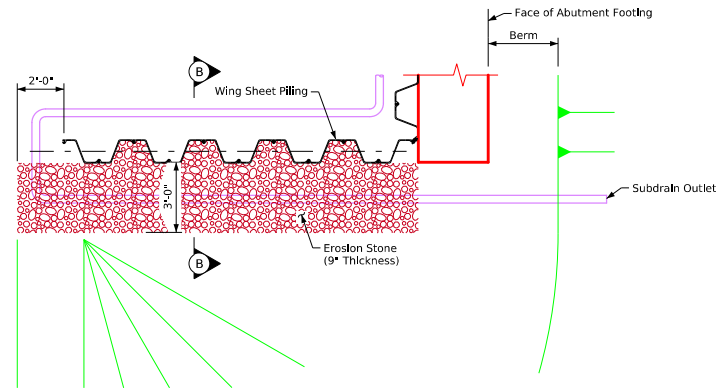
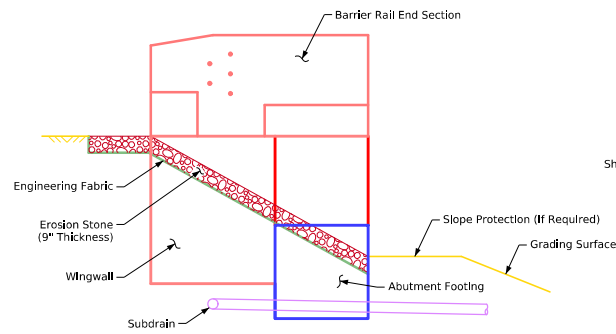


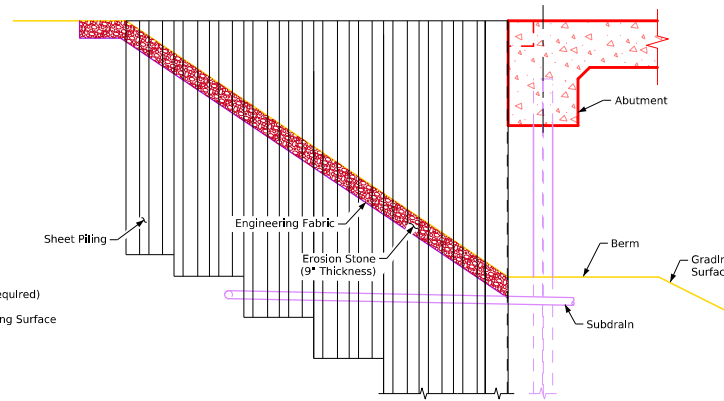
Top View of Wing Armoring



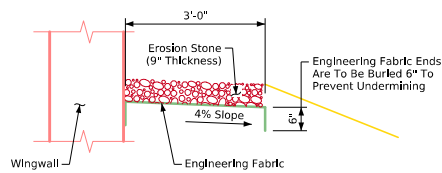
Top View of Wing Armoring



Profile View of Wing Armoring

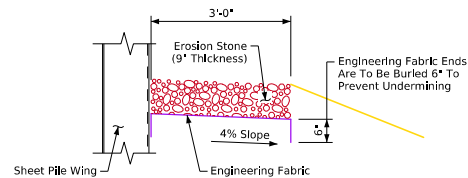


Profile View of Wing Armoring



Section A-A

Integral Abutment



Section B-B

High Abutment

Erosion Stone Wing Armoring Note:

Erosion stone shall be placed along the sides of the wings as shown. This is typical at each corner of the bridge unless otherwise noted in the plans. The erosion stone at these locations shall be underlaid with engineering fabric in accordance with Article 4196.01, B, 3, of the Standard Specifications.

The erosion stone shall be in accordance with Section 4130 of the Standard Specifications. Material passing the 3 Inch screen but 100% retained on a 1 Inch screen may be used as choke stone.

The erosion stone shall be deposited, spread, consolidated and shaped by mechanical or hand methods that will provide uniform 9" depth and density and provide uniform surface appearance.

Payment for the Bridge Wing Armoring will be bid per square yard. Cost will include engineering fabric, erosion stone, excavation, shaping, and compaction to dimensions shown in these plans. Bid item shall be "Bridge Wing Armoring - Erosion Stone".

Latest Revision Date	IOWA DOT	
	Standard Design - 30'-0" Roadway, Single Span Bridge	
	Single Span Concrete Slab Bridges	
Approved By Bridge Engineer	July, 2025	
	Bridge Wing Armoring	J30S-40-25