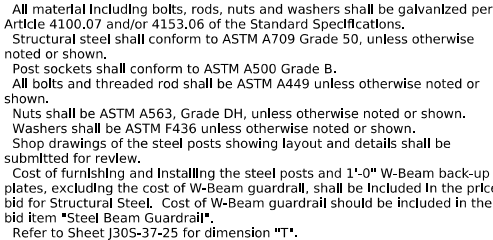




Span	"D" Dimension		"B" Post Spaces at 3'-1 1/2"	"C"	Total Number of Posts on Bridge
	0° Skew	15° Skew			
20'-0"	3'-8 1/4"	3'-8 7/8"	5	15'-7 1/2"	12
30'-0"	4'-0"	4'-0 5/8"	8	25'-0"	18
40'-0"	4'-3 3/4"	4'-4 3/8"	11	34'-4 1/2"	24
50'-0"	4'-7 1/2"	4'-8 1/8"	14	43'-9"	30



Latest Revision Date		
	Standard Design - 30'-0" Roadway, Single Span Bridge	
	Single Span Concrete Slab Bridges	
 Approved by Bridge Engineer	July, 2025	
	Bridge W-Beam Guardrail Details	J30S-36-25