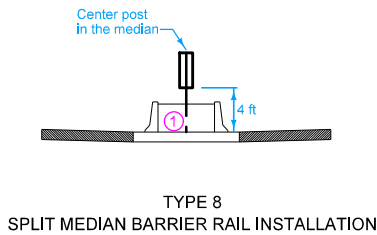
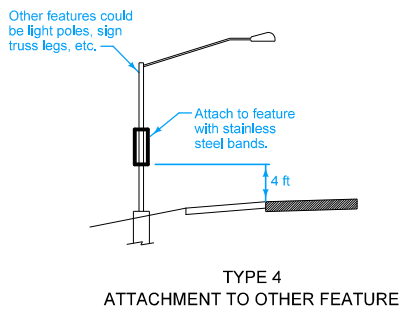
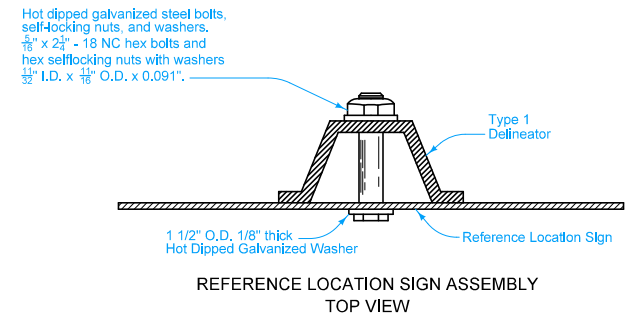
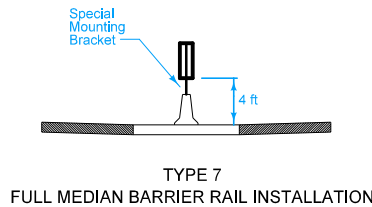
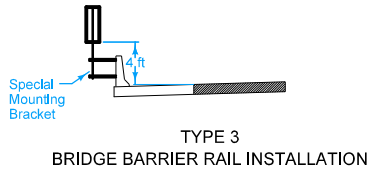
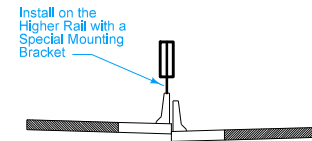


Furnish Type 1 delineator posts for each location unless specified otherwise in the plans.

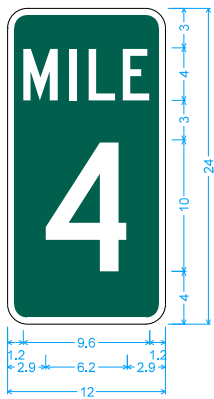
$\frac{3}{16}$ " or  $\frac{7}{16}$ " holes in delineators are acceptable.

All dimensions are in inches unless otherwise designated.

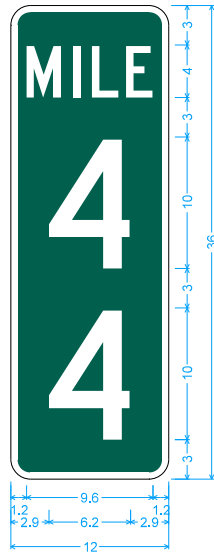
① Install post of sufficient length to provide a minimum of 30 inches of embedment when installed at the specified mounting height.



	REVISION
	3   04-18-17
<b>STANDARD ROAD PLAN</b>	<b>SI-171</b>
SHEET 1 of 4	
REVISIONS: Changed title and "milepost" to new Reference Location Sign naming.	
APPROVED BY DESIGN METHODS ENGINEER	
<b>REFERENCE LOCATION SIGN POSTS</b>	




D10-1A;  
1.50" Radius, 0.50" Border, White on Green;  
[MILE] C 2K;  
[4] C 2K;




D10-2A;  
1.50" Radius, 0.50" Border, White on Green;  
[MILE] C 2K;  
[4] C 2K; [4] C 2K;




D10-3A;  
1.50" Radius, 0.50" Border, White on Green;  
[MILE] C 2K;  
[4] C 2K; [4] C 2K;  
[4] C 2K;




D10-5A;  
1.50" Radius, No border, White on Black;



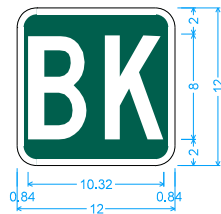
1.50" Radius, No border, White on Black;  
Rounded Rectangle 5.75" Radius;



D10-7A;  
1.50" Radius, 0.50" Border, White on Green;  
[A] E 2K;

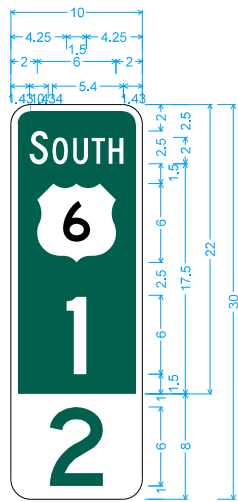


D10-8A;  
1.50" Radius, 0.50" Border, White on Green;  
[AH] C 2K;




D10-9A;  
1.50" Radius, 0.50" Border, White on Green;  
[BK] C 2K;


	REVISION
	3 04-18-17
	SI-171
STANDARD ROAD PLAN	SHEET 2 of 4
REVISIONS: Changed title and "milepost" to new Reference Location Sign naming.	
 APPROVED BY DESIGN METHODS ENGINEER	
<b>REFERENCE LOCATION SIGN POSTS</b>	



2.96 ← 4.08 → 2.96  
 D10-1D;  
 1.50" Radius, 0.50" Border, White on Green;  
 [SOUTH] C 2K;  
 [1] D 2K;  
 1.50" Radius, No border, Green on White;  
 [2] D 2K;




2.96 ← 4.08 → 2.96  
 D10-2D;  
 1.50" Radius, 0.50" Border, White on Green;  
 [WEST] C 2K;  
 [1] D 2K;  
 [1] D 2K;  
 1.50" Radius, No border, Green on White;  
 [2] D 2K;



2.96 ← 4.08 → 2.96  
 D10-3D;  
 1.50" Radius, 0.50" Border, White on Green;  
 [EAST] C 2K;  
 [1] D 2K;  
 [1] D 2K;  
 [1] D 2K;  
 1.50" Radius, No border, Green on White;  
 [2] D 2K;

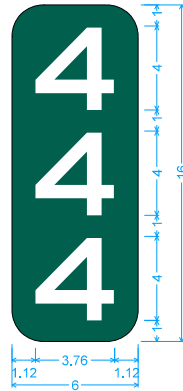
	REVISION
	3   04-18-17
<b>STANDARD ROAD PLAN</b>	<b>SI-171</b>
	SHEET 3 of 4
<small>REVISIONS: Changed title and "milepost" to new Reference Location Sign naming.</small>	
<small>APPROVED BY DESIGN METHODS ENGINEER</small>	
<b>REFERENCE LOCATION SIGN POSTS</b>	




D10-1;  
1.50" Radius, No border, White on Green;  
[4] E 2K;



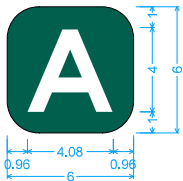
D10-2;  
1.50" Radius, No border, White on Green;  
[4] E 2K;  
[4] E 2K;




D10-3;  
1.50" Radius, No border, White on Green;  
[4] E 2K;  
[4] E 2K;  
[4] E 2K;



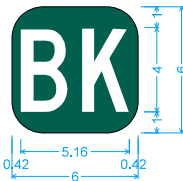
D10-5;  
1.50" Radius, No border, White on Black;




D10-7;  
1.50" Radius, No border, White on Green;  
[A] E 2K;



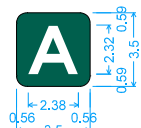
D10-8;  
1.50" Radius, No border, White on Green;  
[AH] C 2K;



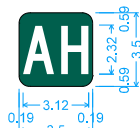
D10-9;  
1.50" Radius, No border, White on Green;  
[BK] C 2K;



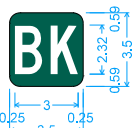
D10-6;  
1.50" Radius, No border, White on Black;  
State Highway 92 M1-5;



[A] E 2K;  
0.50" Radius, No border, White on Green;



[AH] C 2K;  
0.50" Radius, No border, White on Green;



[BK] C 2K;  
0.50" Radius, No border, White on Green;

	REVISION
	3 04-18-17
STANDARD ROAD PLAN	SI-171
SHEET 4 of 4	
REVISIONS: Changed title and "milepost" to new Reference Location Sign naming.	
APPROVED BY DESIGN METHODS ENGINEER	
REFERENCE LOCATION SIGN POSTS	