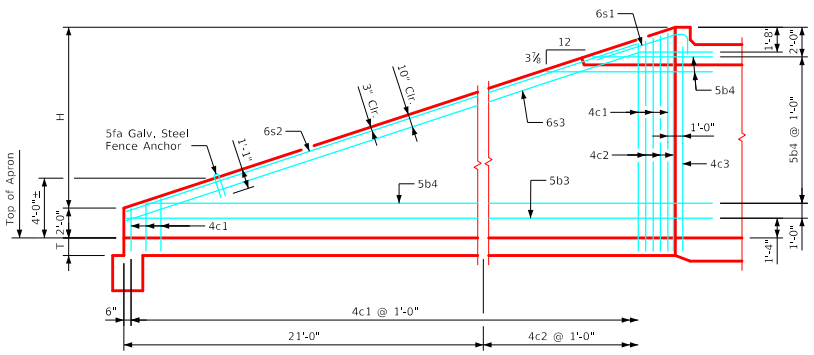

Typical View - Front Face Reinforcing

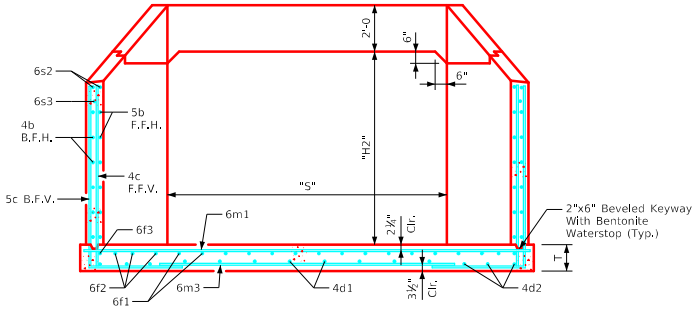

Typical Section - Near Center of Apron

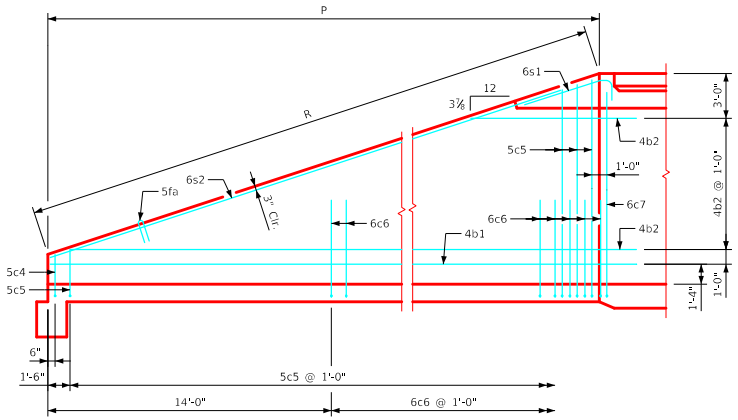

Typical View - Back Face Reinforcing

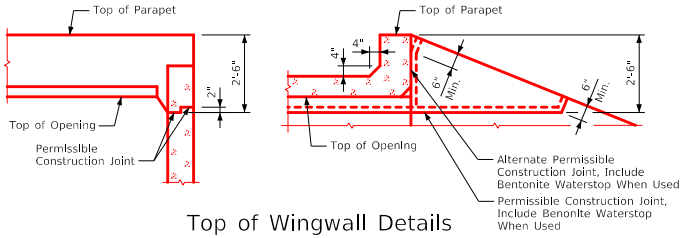

Top of Wingwall Details

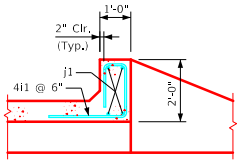

Section thru Parapet

Notes:

1. Bar spacing and positions shown are similar for all sizes of headwall in this standard.
2. For dimension table see Sheet PT-FWH 0-1-20.

LATEST REVISION DATE

APPROVED BY BRIDGE ENGINEER

IOWADOT Highway Division

Cast-In-Place Standard Design - Walkways and Trails

Reinforced Concrete
Pedestrian Tunnel

August, 2020

Flared Wing
Headwalls

0° Skew

PT-FWH
0-3-20

ENGLISH_LRFD_SIGNED_PEDESTRIAN_TUNNEL_STANDARDS.DGN - PT-FWH 0-3-20 - THIS SHEET ISSUED 08-2020

12/31/2020 4:42:15 PM bkloss W:\Highway\Bridge\Standards\Pedestrian Tunnels\EnglishSignedPedestrianTunnel.dgn PT-FWH 0-3-20 11x17_pdf.pltcfg