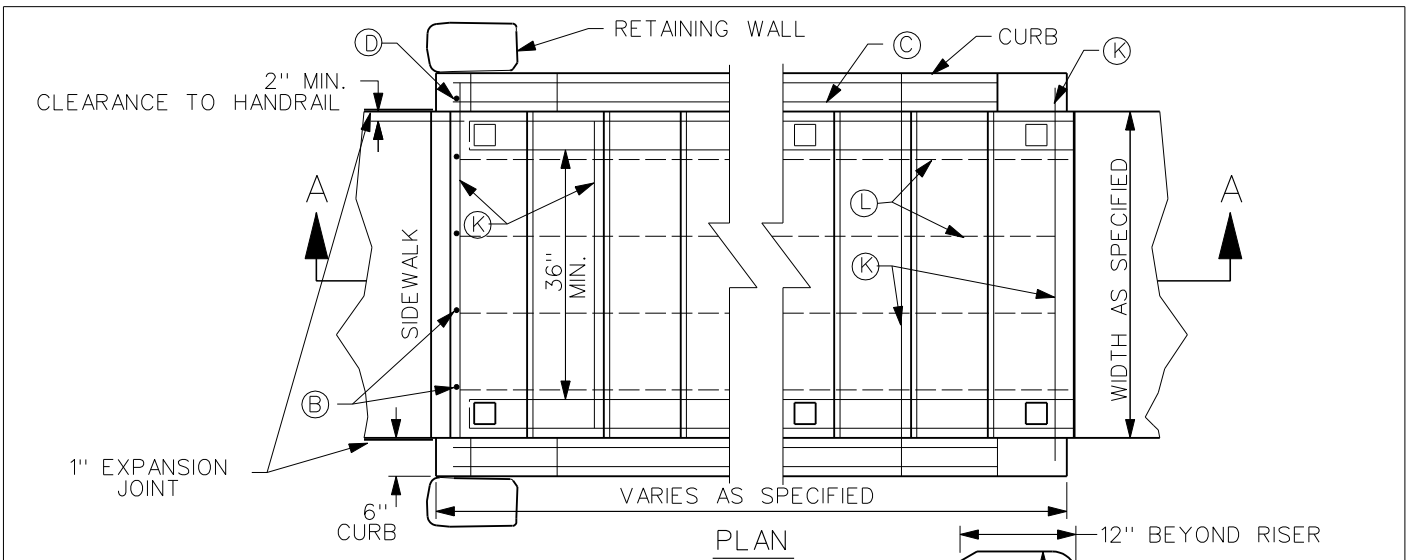

PLAN

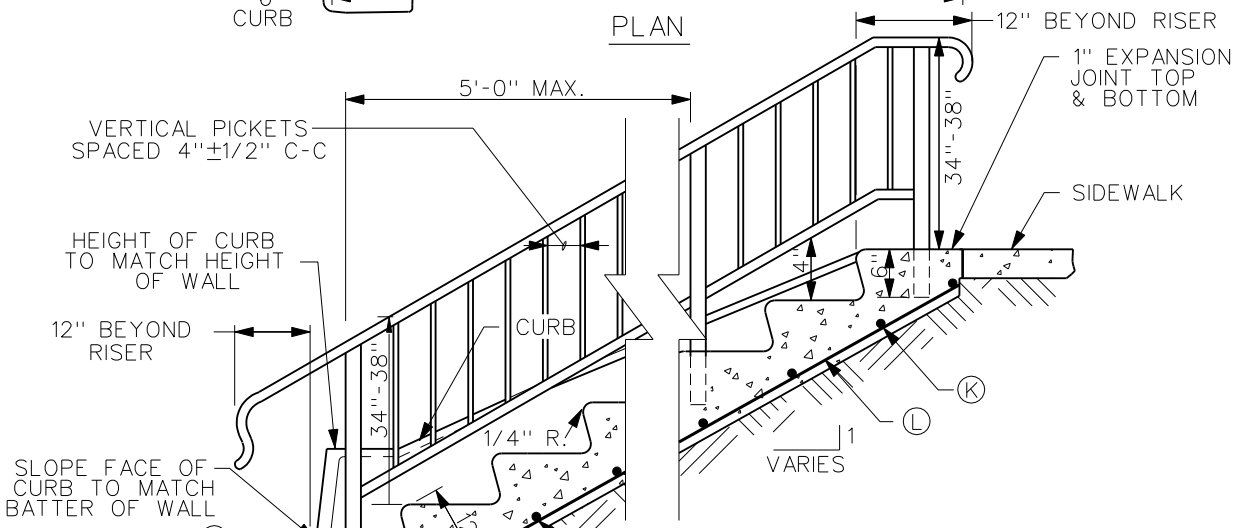

SECTION A-A

STEEL SCHEDULE

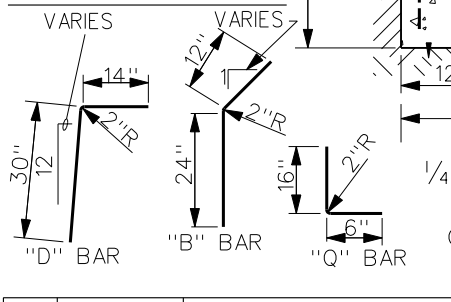

BAR	SPACING	REMARKS
K	24"	TRANSVERSE STEP
L	12"	LONGITUDINAL STEP
B	12"	REQUIRED FOR STAIR LUG
C	--	2 REQUIRED FOR EACH CURB
D	--	2 REQUIRED FOR EACH CURB
Q	12"	REQUIRED WHEN CURB & STEPS ARE POURED SEPARATELY

GENERAL NOTES

1. ALL RISERS TO BE OF EQUAL HEIGHT & ALL TREADS TO BE OF EQUAL LENGTH FOR ANY SET OF STAIRS. RISERS SHALL HAVE 1" BATTER TREADS SHALL HAVE 1/4" PITCH.
2. MIN. 2" COVER ON ALL STEEL.
3. IF STEPS AND CURBS ARE POURED SEPARATELY, Q BARS SHALL BE PLACED IN BOTH ENDS OF EACH STEP.
4. HANDRAIL MAY BE ATTACHED TO THE STEPS WITH THE OPTIONAL ANCHOR AS DETAILED.
5. THIS DETAIL SHALL NOT BE USED ON STEPS REQUIRING MORE THAN 15 RISERS.

NOTE: ALL BARS #4.

RISER (IN.)	CORRESPONDING TREAD (IN.)
6(MIN.)	12-14
7(MAX.)	10-12

REV.	DATE	BY	TYPE "B" CONCRETE STEPS WITH HANDRAIL	FIGURE: 9080.2
DATE: 01-01-98				SHEET 1 OF 1