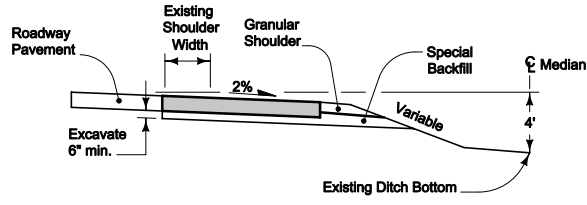
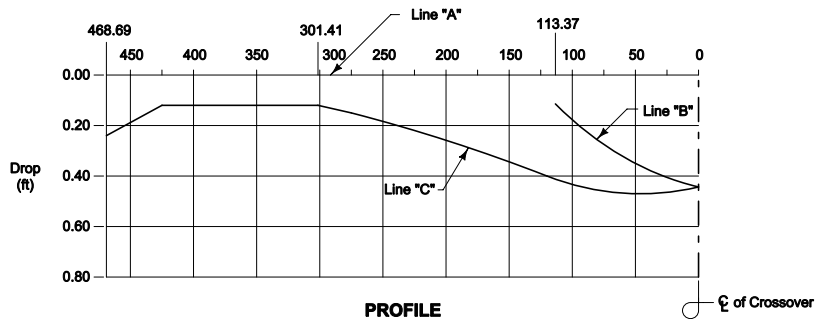


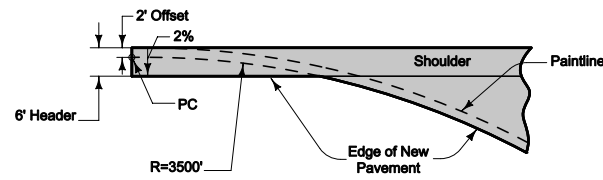
SECTION A-A



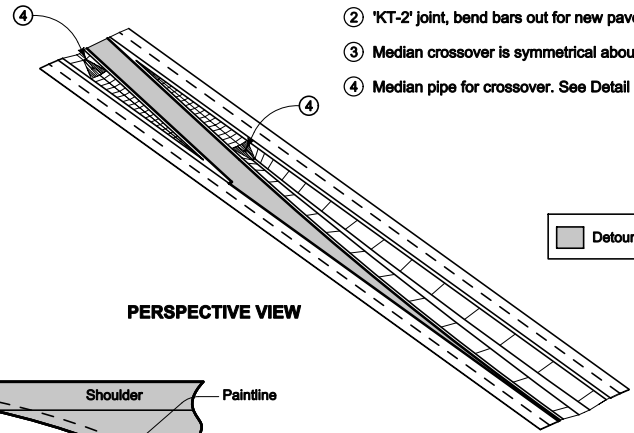
SECTION B-B



PROFILE



DETAIL 'A'



PERSPECTIVE VIEW

Detour Pavement options: 9" PCC or 12" HMA

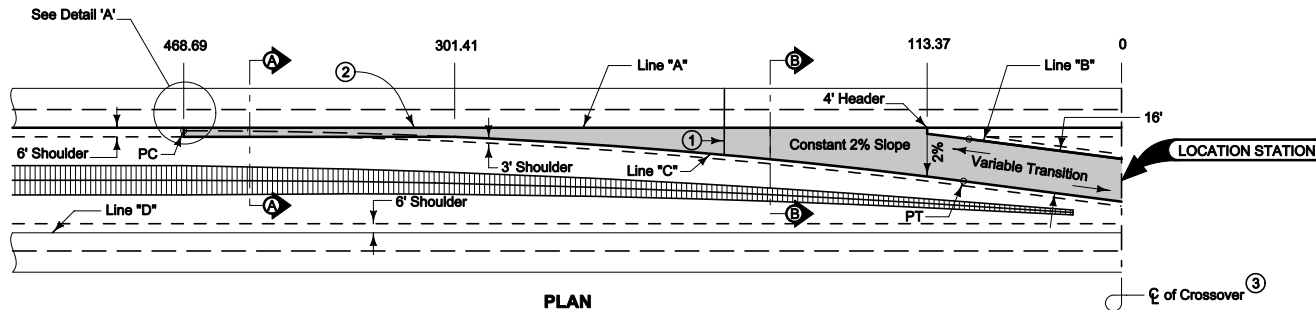
- ① Match existing roadway joints. 'CD' joints are required. See PV-1.
- ② 'KT-2' joint, bend bars out for new pavement only.
- ③ Median crossover is symmetrical about centerline.
- ④ Median pipe for crossover. See Detail 500-19.



| DESIGN QUANTITY TABLE    |                       |                        |
|--------------------------|-----------------------|------------------------|
| Detour Pavement Sq. Yds. | Special Backfill Tons | Granular Shoulder Tons |
| 1140                     | 925                   | 110                    |

Possible Contract Items:  
 Detour Pavement  
 Embankment In Place  
 Excavation, Class 10, Roadway and Borrow  
 Excavation, Class 13, Roadway and Borrow  
 Granular Shoulder  
 Removal of Pavement  
 Special Backfill

Possible Tabulation:  
 112-8



PLAN

| TABLE OF OFFSETS AND DROPS |        |      |      |      |        |      |      |      |       |       |       |       |       |        |       |       |       |       |       |
|----------------------------|--------|------|------|------|--------|------|------|------|-------|-------|-------|-------|-------|--------|-------|-------|-------|-------|-------|
| Distance (Feet)            | 468.69 | 450  | 400  | 350  | 301.41 | 300  | 275  | 250  | 225   | 200   | 175   | 150   | 125   | 113.37 | 100   | 75    | 50    | 25    | 0     |
| Offset A to C (Feet)       | 6.00   | 6.00 | 6.00 | 6.00 | 6.00   | 6.07 | 7.38 | 8.84 | 10.49 | 12.33 | 14.34 | 16.54 | 18.92 | 20.08  | 21.47 | 24.21 | 27.13 | 30.08 | 33.06 |
| Drop A to C (Feet)         | 0.24   | 0.20 | 0.12 | 0.12 | 0.12   | 0.13 | 0.15 | 0.18 | 0.21  | 0.25  | 0.29  | 0.33  | 0.38  | 0.40   | 0.43  | 0.46  | 0.47  | 0.46  | 0.44  |
| Drop A to B (Feet)         |        |      |      |      |        |      |      |      |       |       |       |       |       | 0.08   | 0.18  | 0.27  | 0.35  | 0.41  | 0.44  |

**Iowa Department of Transportation**

**STANDARD ROAD PLAN**

REVISIONS: New. Replaces RV-12B. Revised table of offsets and drops.

*Deanna Maifeld*  
APPROVED BY DESIGN METHODS ENGINEER

**MEDIAN CROSSOVER**  
**(50' MEDIAN)**  
**16' WIDE 1 LANE**

|               |     |          |
|---------------|-----|----------|
| REVISION      | New | 04-20-10 |
| <b>PV-501</b> |     |          |
| SHEET 1 of 1  |     |          |