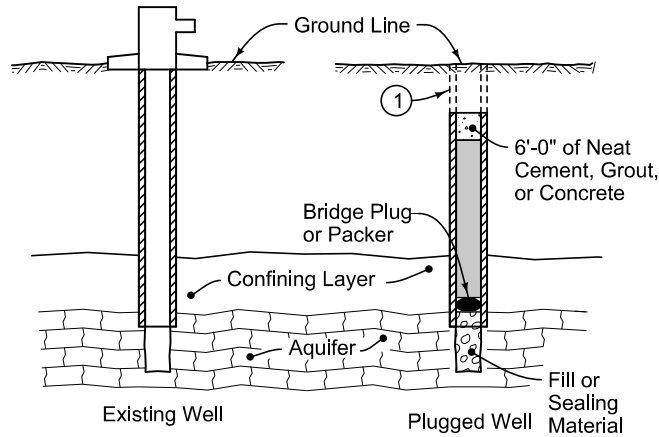
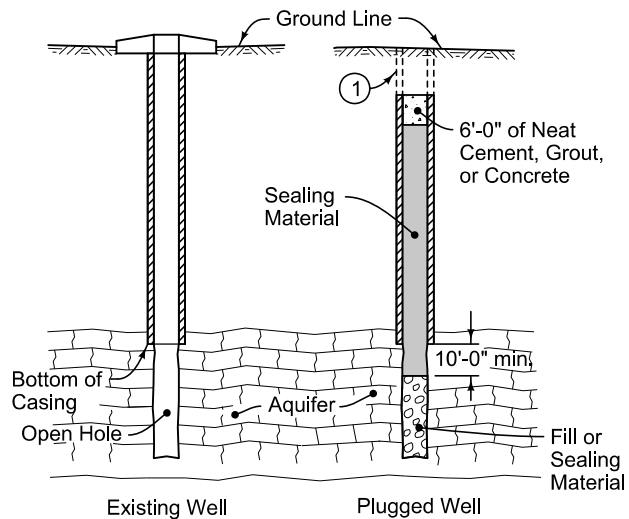


CLASS 1 WELL

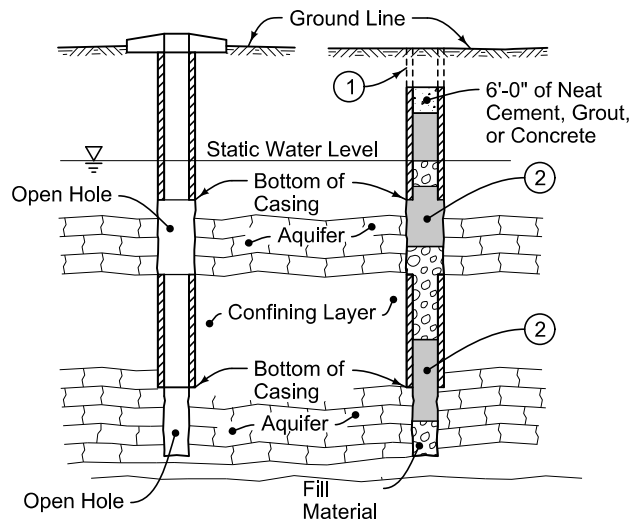


CLASS 2 BEDROCK WELL IN SINGLE CONFINED AQUIFER (Artesian Well)




- ① Remove the top 4 feet of the existing casing pipe.
- ② Place sealing material to a minimum thickness of 20 feet (10 feet minimum above and below bottom of casing or top of the aquifer).



CLASS 2 BEDROCK WELL IN SINGLE UNCONFINED AQUIFER



CLASS 2 BEDROCK WELL IN MULTIPLE AQUIFERS

-  Sealing Material
-  Fill or Sealing Material
-  Neat Cement, Grout, or Concrete

	REVISION
	1 10-21-14
	SUDAS 10010.101
SHEET 1 of 1	

SUDAS Standard Specifications

DETAILS FOR PLUGGING WATER WELLS