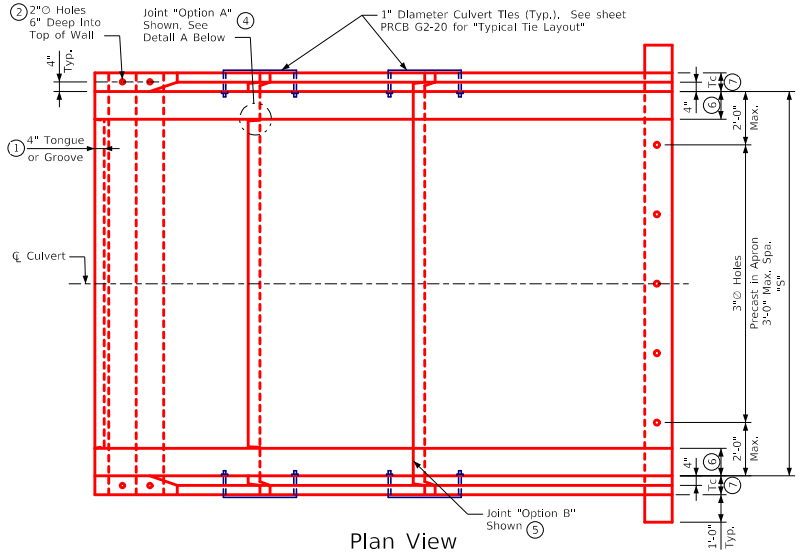

Plan View
(Reinforcement not Shown)

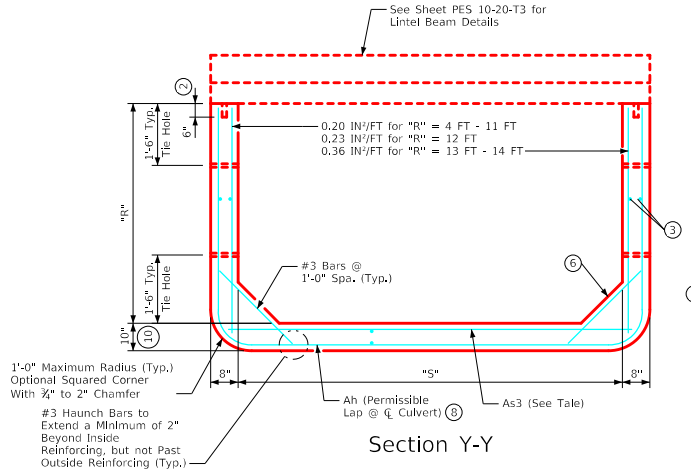

Section Y-Y

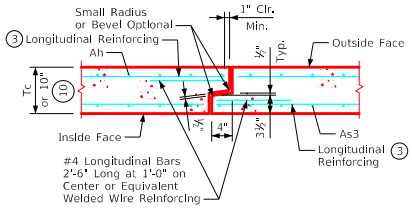

Tongue and Groove Joint Detail

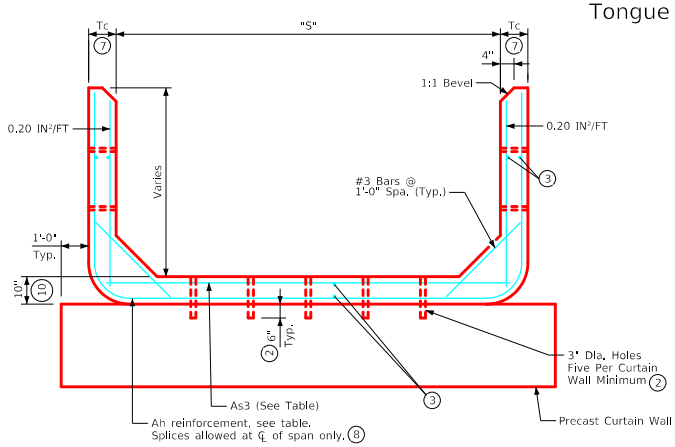

Section Z-Z

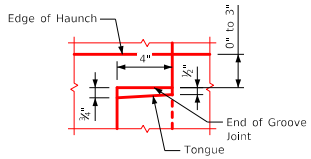

Detail A
(Detail Shown at Floor; Similar at Walls)

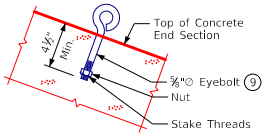

Detail C

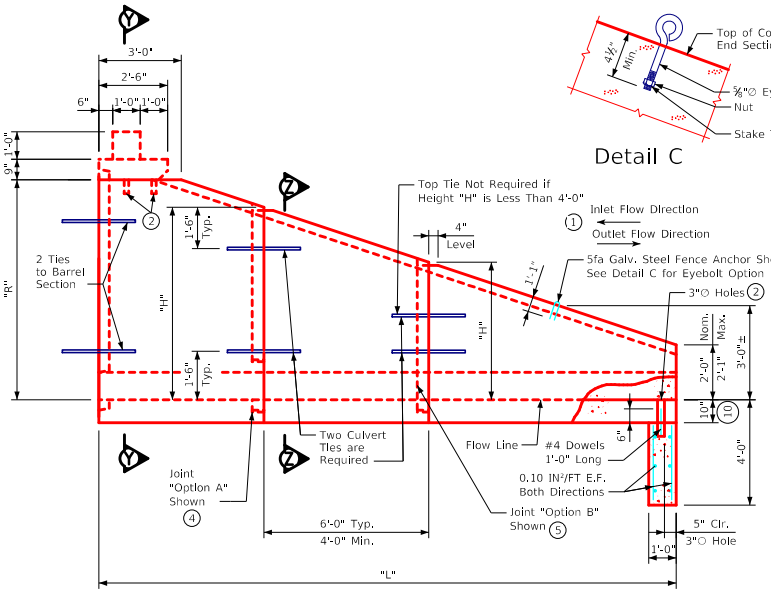

Side Elevation

Note:
L based on 3:1 foreslope.

Note: See sheet PES 4-20-T3 for additional information and notes used in conjunction with this sheet.

Bent Bar Details

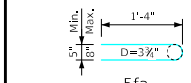

5fa
(Galv.)

Note:
All dimensions are out to out.
D = pin diameter.

10-2021
LATEST REVISION DATE

APPROVED BY BRIDGE ENGINEER

IOWA DOT

Standard Design
Single Precast Reinforced Concrete Box Culverts
December, 2020

Type 3 End Section Details
For Skews up to 7.5°: 14' - 16' Spans

PES 3-20-T3
Sheet 1 of 2

REVISED 10-2021: Updated curtain wall height & lintel beam connection hole location in Plan View. Updated wall thickness & inside wall reinforcing in Section Y-Y.
Added note reference for floor thickness in Section Z-Z.
ENGLISHSIGNEDPRECASTCULVERTS.DGN - PES 3-20-T3 S1 - THIS SHEET ISSUED 12-2020.