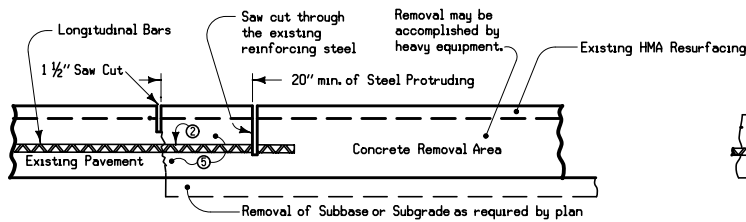


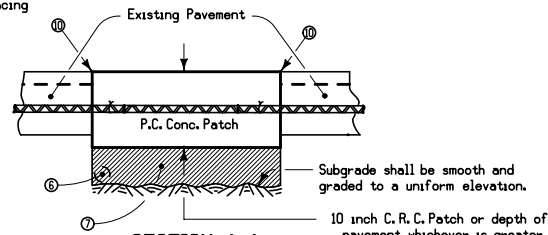
ONE LANE WIDTH PATCH

FULL ROADWAY WIDTH PATCH

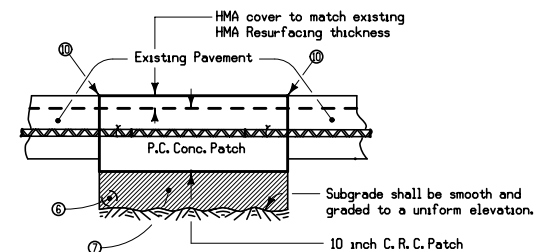
- ① If patch is over 10 feet in length, replace tie bars. See PV-1 for joint details.
- ② Reasonable care shall be taken to preserve the 20" length of longitudinal steel when removing concrete.
- ③ 18" minimum lap between existing and new reinforcing bars 2 wire ties per lap.
- ④ Minimum length of patch 8 feet.
- ⑤ Pavement area shall be broken and removed to ensure vertical face with minimal undercut or protrusion.
- ⑥ If longitudinal subdrain (shoulder) is not to be placed or if not present on side of roadway to be patched, then place proposed 3 inch slotted corrugated pipe at low end of patch.
- ⑦ 6 inches granular subbase if required by plan. When placed, granular subbase should extend over longitudinal subdrain, if present.
- ⑧ Longitudinal bars shall be placed at approximately midpoint of the slab and supported at approximately 4 foot intervals.
- ⑨ Lap bars 25 diameters of steel or 24" minimum for mesh; patches 8' to 40' no immediate lap joint; over 40' length lap joint as required to not exceed 40' spacing.
- ⑩ The joint shall not be sawed nor be sealed after patch is placed.



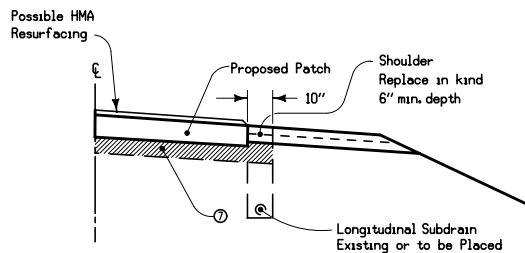
**DETAIL "A"
PAVEMENT REMOVAL DETAILS
LONGITUDINAL SECTION**



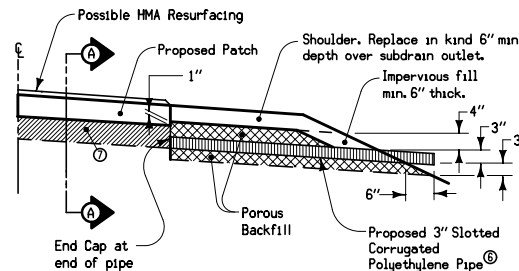
**SECTION A-A
P.C.C. only patch option**



**SECTION A-A
Composite patch option**



**GRANULAR SUBBASE AND SUBDRAIN
(WHEN REQUIRED BY PLAN)
IF LONGITUDINAL SUBDRAIN IS PRESENT OR IS TO BE PLACED**



**GRANULAR SUBBASE AND SUBDRAIN
(WHEN REQUIRED BY PLAN)
WITHOUT LONGITUDINAL SUBDRAIN**

 Iowa Department of Transportation	REVISION 2 04-20-10
	RR-18
STANDARD ROAD PLAN	SHEET 1 of 1
REVISIONS: Updated references to renamed standards.	
<i>Deanna McFadden</i> APPROVED BY DESIGN METHODS ENGINEER	
FULL DEPTH PATCH CONTINUOUS REINFORCED P.C. CONCRETE PAVEMENT COMPOSITE SECTION	