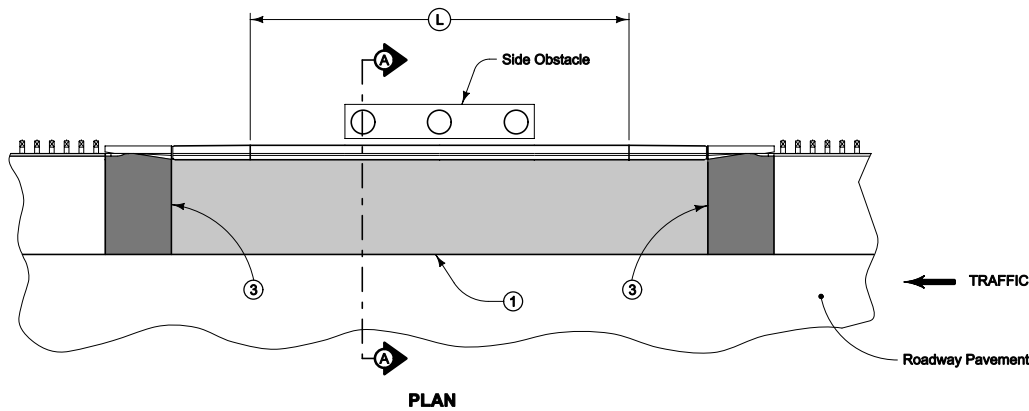
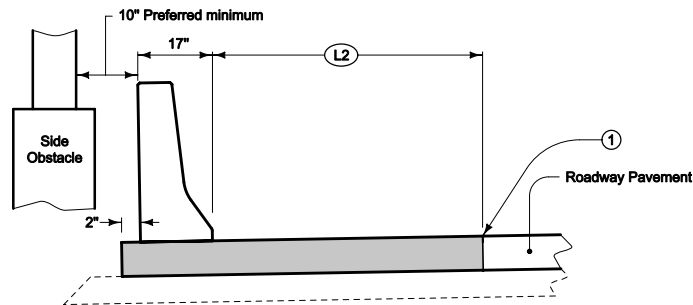


ELEVATION



PLAN






SECTION A-A

- ① "L-2" or "KT-2" joint. When roadway pavement is existing, use "BT-3" joint. See PV-1.
- ② Refer to BA-250.
- ③ "C" Joint; match existing roadway joints when possible. See PV-1.
- ④ Refer to project typicals.
- ⑤ Refer to BA-106.

Possible Contract Items:
 Concrete Barrier Items
 Steel Beam Guardrail Items
 PCC Paved Shoulder
 Reinforced Paved Shoulder

Possible Tabulations:
 108-18B
 112-9

LEGEND	
	PCC Paved Shoulder ④
	Reinforced PCC Paved Shoulder ⑤

 Iowa Department of Transportation STANDARD ROAD PLAN	REVISION New 04-20-10
	BA-150 SHEET 1 of 1
REVISIONS: New. Replaces RE-74.	
<i>Deanna Maifeld</i> APPROVED BY DESIGN METHODS ENGINEER	
SIDE OBSTACLE PROTECTION WITH CONCRETE BARRIER AND GUARDRAIL	