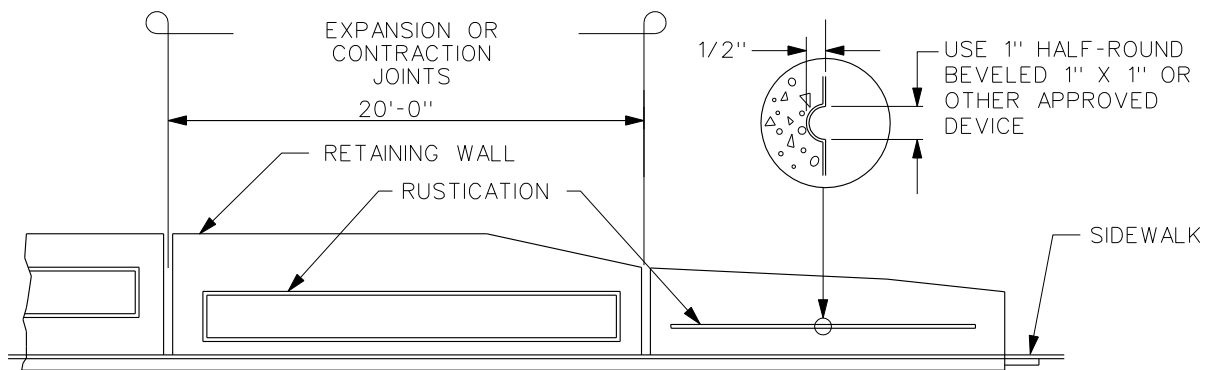
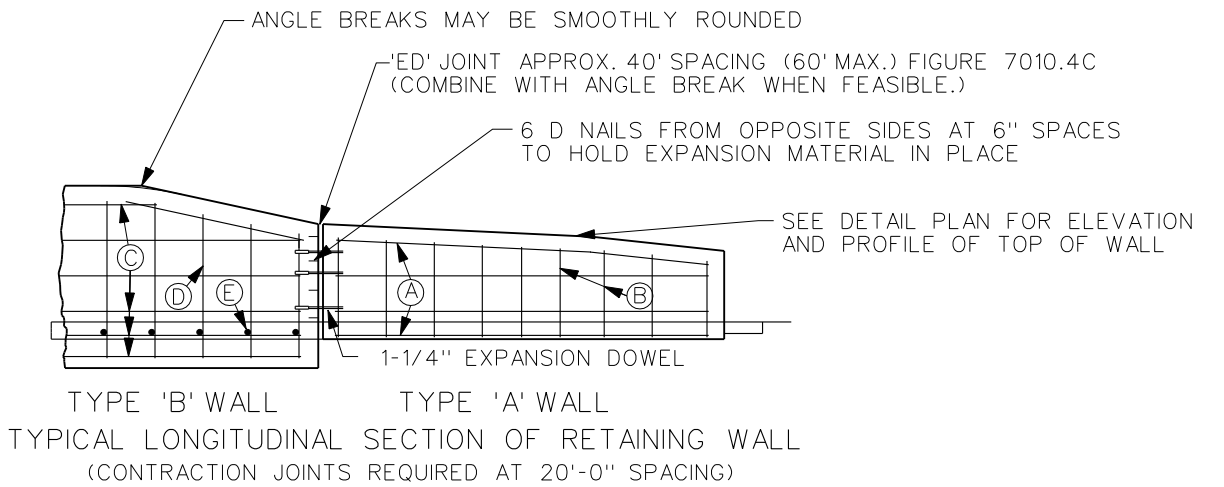
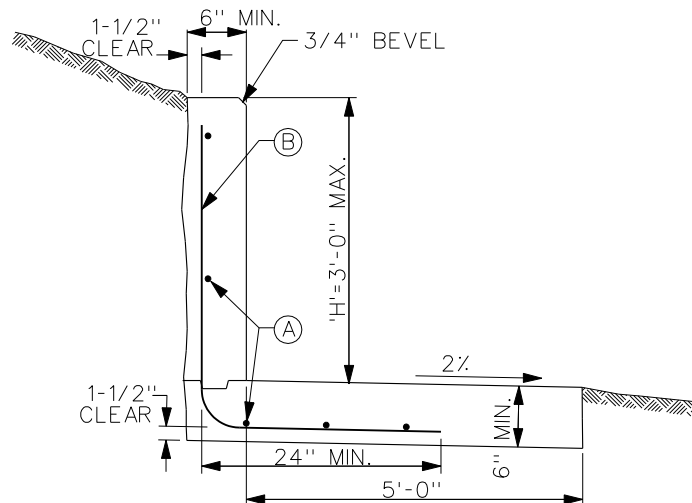


SUDAS STANDARD SPECIFICATIONS



CONSTRUCT RUSTIC GROOVE AT APPROX. 2'-0" INTERVAL ON HORIZONTAL PLANE. STOP GROOVES AND CONNECT APPROX. 1'-0" FROM JOINTS OR END OF WALL. OTHER DETAILS MAY BE APPROVED BY THE JURISDICTIONAL ENGINEER.

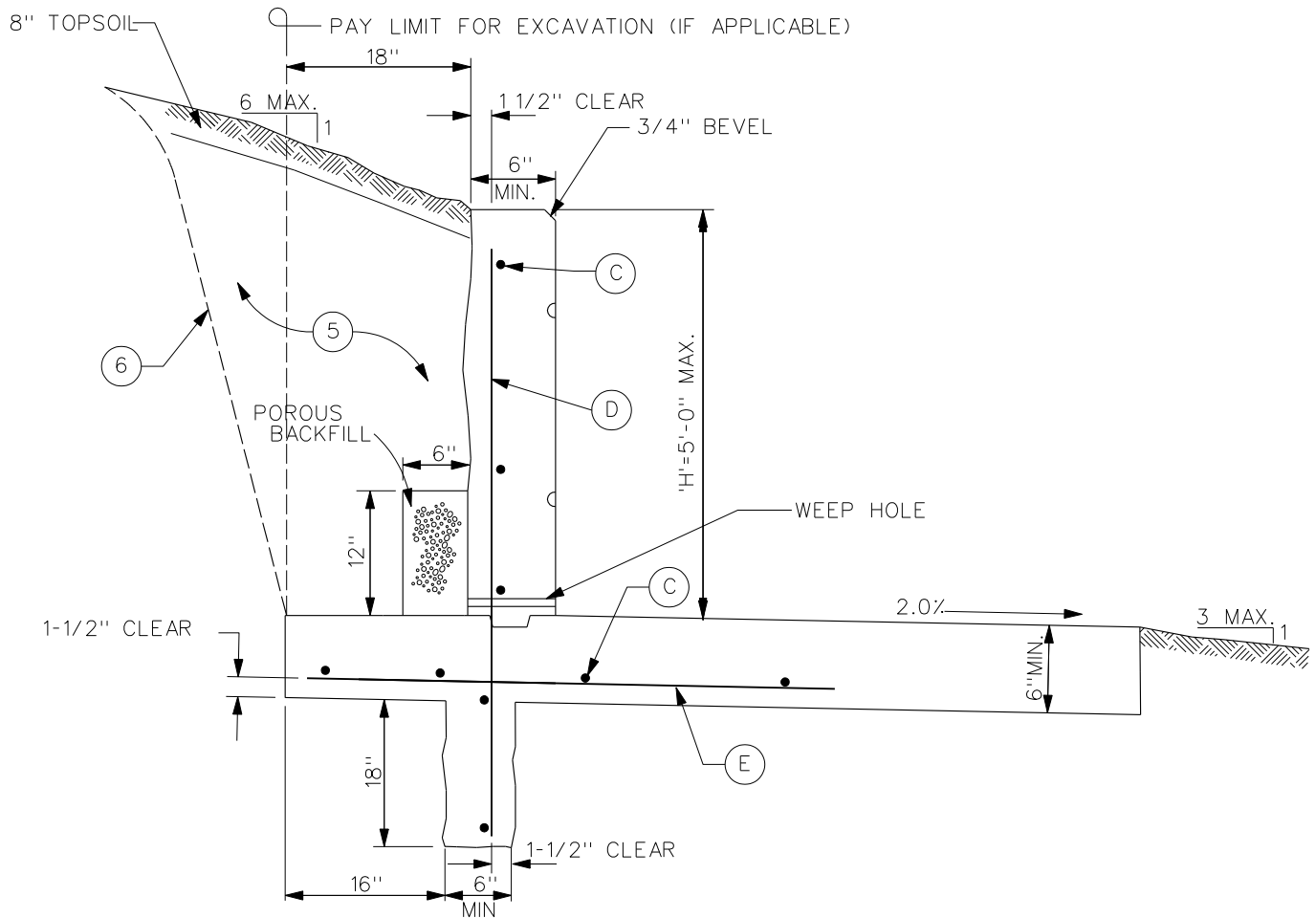
TYPICAL RUSTICATION AND CONTRACTION JOINTS
RUSTICATION NOT REQUIRED FOR WALLS LESS THAN 3'-0" HIGH.



TYPE "A" WALL DETAILS
NOTE: BACK OF WALL NOT TO BE FORMED SEE SHEET 2 FOR TYPE "B" WALL DETAILS AND SCHEDULES.

REV.	DATE	BY	COMBINED RETAINING WALL - SIDEWALK	FIGURE: 9070.6
	DATE: 01-01-98			SHEET 1 OF 2

SUDAS STANDARD SPECIFICATIONS



TYPE "B" WALL DETAILS

NOTE: BOTTOM AND SIDES OF FOOTING AND REAR LUG ARE NOT TO BE FORMED

REINFORCING SCHEDULE						
WALL TYPE	MARK	SIZE	LENGTH	SPACING	NO. REQ.	REMARKS
TYPE "A"	(A)	#4	VARIABLE	12" MIN., 15" MAX.	VARI (1)	
	(B)	#4	VARIABLE	14"	17 (2)	
TYPE "B"	(C)	#4	VARIABLE	12" MIN., 15" MAX.	VARI (2)	
	(D)	#4	'H' + 18"	14"	17	
	(E)	#4	3'-10"	14"	17 (2)	

(1) TOP BAR 6" PARALLEL TO TOP OF WALL. LAP 6" MIN. AS NECESSARY. TIE SECURELY.

(2) FOR 20'-0" OF WALL

DESIGN QUANTITY TABLE (3)								
WALL TYPE	TYPE "A" WALL			TYPE "B" WALL 4 (4)				
HEIGHT	1'-0"	2'-0"	3'-0"	1'-0"	2'-0"	3'-0"	4'-0"	5'-0"
CONCRETE	2.407	2.777	3.148	3.518	3.888	4.259	4.629	5.000

(3) QUANTITIES ARE FOR 20'-0" OF WALL LENGTH

(4) WHEN SPECIFIED 1.85 CU. YDS. OF POROUS BACKFILL ARE REQUIRED PER STATION

(5) EXCAVATE AND BACKFILL AS NECESSARY

(6) CONTRACTOR MAY EXCAVATE TO OPTIONAL EXCAVATION LINE WHERE PRACTICAL. CONTRACTOR MAY BACKFILL WITH SUITABLE SOIL OR GRANULAR MATERIAL. BACKFILL SHALL BE PLACED AND COMPACTED AS DIRECTED BY THE JURISDICTIONAL ENGINEER.

			DIRECTED BY THE JURISDICTIONAL ENGINEER.	
REV.	DATE	BY	COMBINED RETAINING WALL - SIDEWALK	FIGURE: 9070.6
DATE: 01-01-98				SHEET 2 OF 2