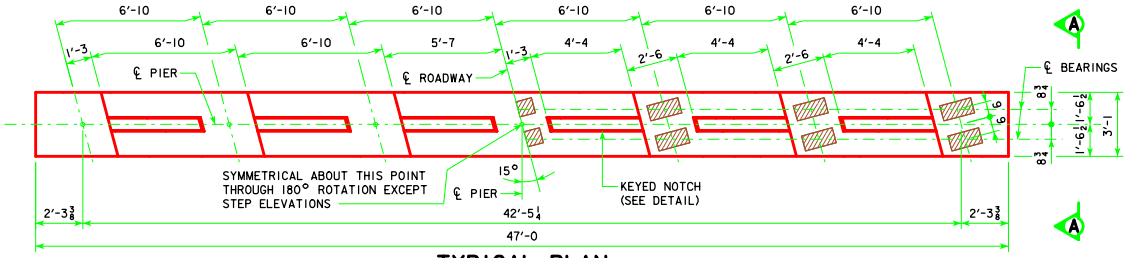

TYPICAL PLAN

NOTE:
THE HEIGHT OF THE STEPS ON THE BRIDGE SEAT IS EQUAL TO THE DIFFERENCE IN ELEVATIONS OF THE TOP OF SLAB AT ADJACENT BEAMS ALONG ℄ PIER.
SEE SHEET H44-15-14 FOR "U" DIMENSION.

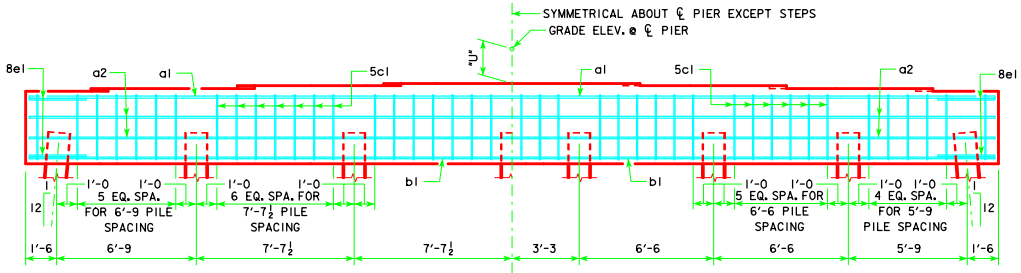

7 PILE BENT

8 PILE BENT

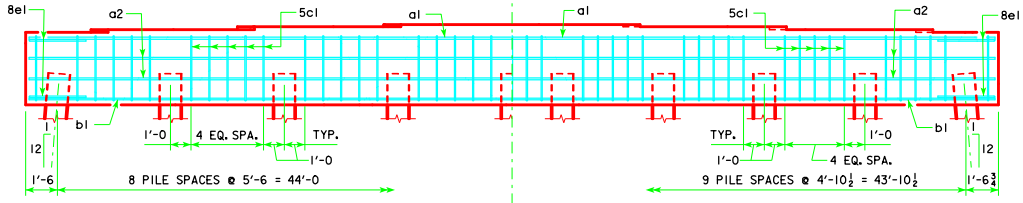

9 PILE BENT

10 PILE BENT

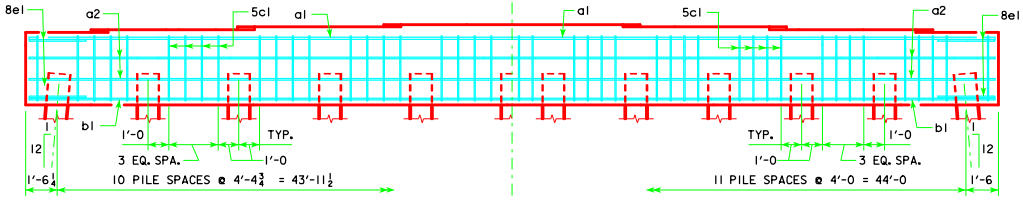

11 PILE BENT

12 PILE BENT

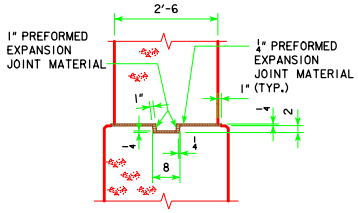

KEYED NOTCH DETAIL

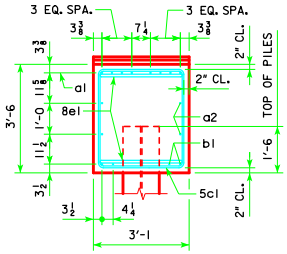

VIEW A-A
FOR 7, 8, 9 & 10 PILE BENTS

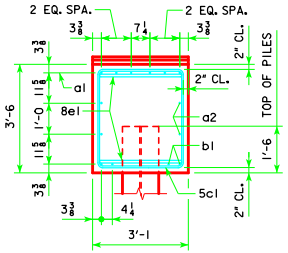

VIEW A-A
FOR 11 & 12 PILE BENTS

LATEST REVISION DATE

APPROVED BY BRIDGE ENGINEER

IOWA DOT Highway Division

STANDARD DESIGN - 44' ROADWAY, THREE SPAN BRIDGE

PRETENSIONED PRESTRESSED CONCRETE BEAM BRIDGES

SEPTEMBER, 2014

PILE BENT PIERS HP14 PILES

15° SKEW

H44-44-14