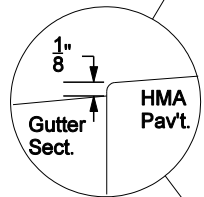
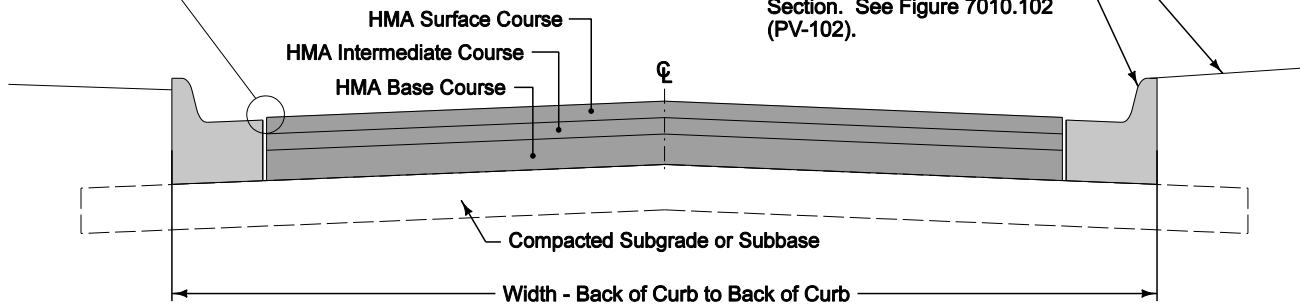


**HMA PAVEMENT SECTION**  
(With Existing Curb and Gutter)



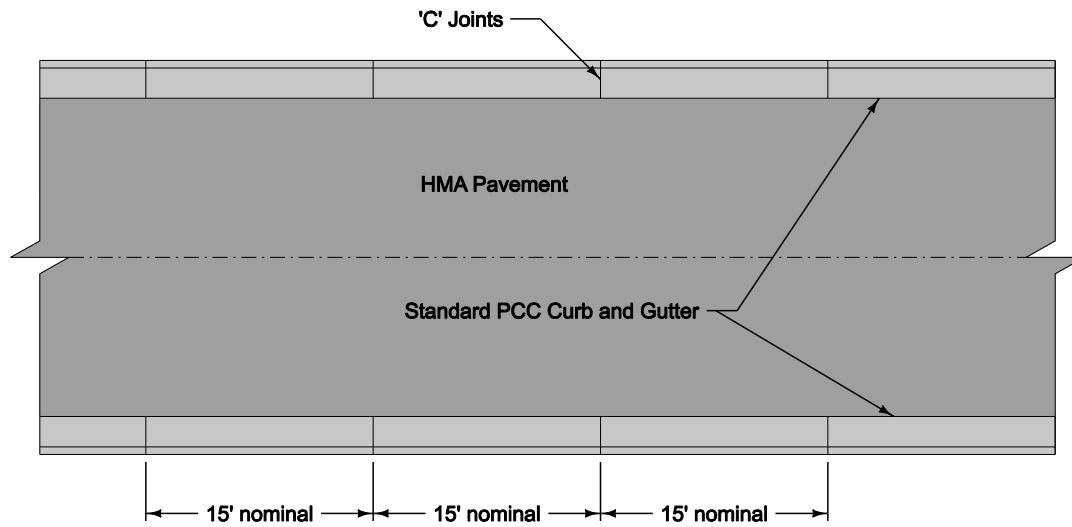
Grade parking as specified  
in the contract documents.

Standard PCC Curb and Gutter  
Section. See Figure 7010.102  
(PV-102).

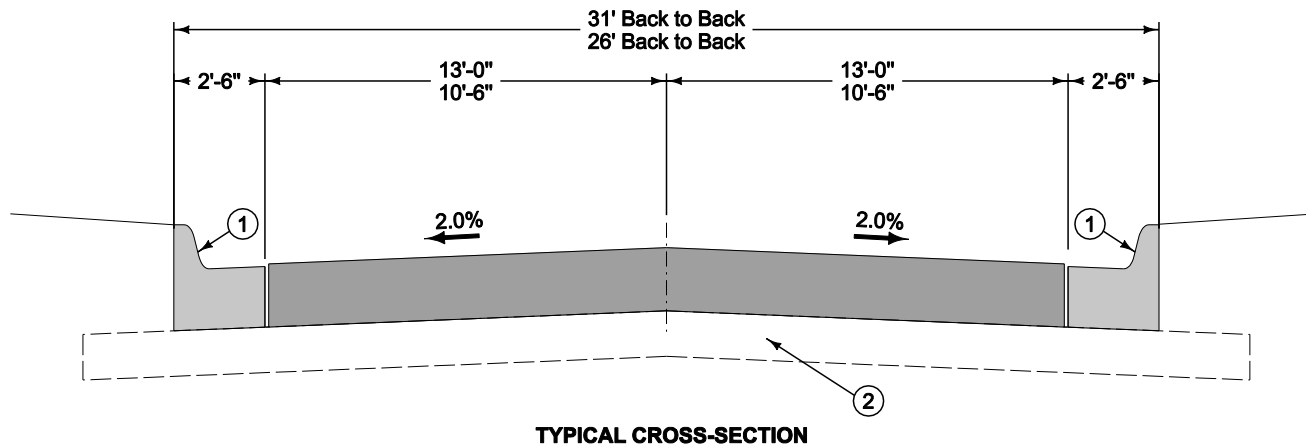



**HMA PAVEMENT SECTION**  
(With New Curb and Gutter)

	REVISION
	New 10-19-10
	<b>7020.901</b>
SHEET 1 of 2	
SUDAS Standard Specifications	
HMA PAVEMENT	



- ① 6 inch standard curb and gutter.
- ② Subbase or subgrade as specified.



 <b>SUDAS</b>	REVISION
	New 10-19-10
	<b>7020.901</b>
SHEET 2 of 2	
SUDAS Standard Specifications	
HMA PAVEMENT	