



For joint details, see  
RH-50, RH-51, and RH-52.


#### LEGEND

-  PCC Paved Shoulder (4)
-  Reinforced PCC Paved Shoulder (5)

- (1) "L-2" or "KT-2" joint. When roadway pavement is existing, use "BT-3" joint.
- (2) Refer to RE-65B.
- (3) "C" Joint; match existing roadway joints when possible.
- (4) Refer to RH-41B or project typicals.
- (5) Refer to RE-44H.

Contract Items:  
Concrete Barrier  
Installation of Guardrail  
PCC Paved Shoulder  
Reinforced Paved Shoulder

Tabulations:  
108-18B, 112-9

 Iowa Department of Transportation <b>STANDARD ROAD PLAN</b> REVISIONS: Replaces RE-74A and RE-74B. <i>Deanna Mayfield</i> APPROVED BY DESIGN METHODS ENGINEER	REVISION
	NEW 10-17-06
	<b>RE-74</b> SHEET 1 of 1
<b>SIDE OBSTACLE PROTECTION WITH CONCRETE BARRIER AND GUARDRAIL</b>	