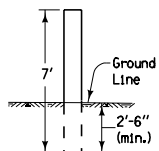
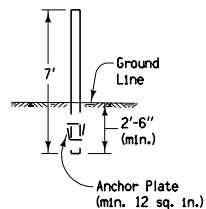


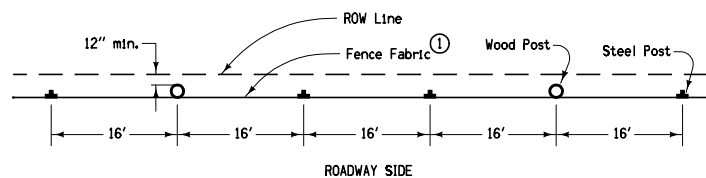
**ANGLE, BRACE,  
CORNER, END OR  
PULL POST (WOOD)**



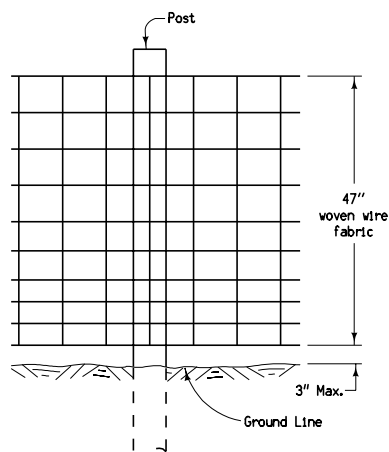
**LINE POST (WOOD)**



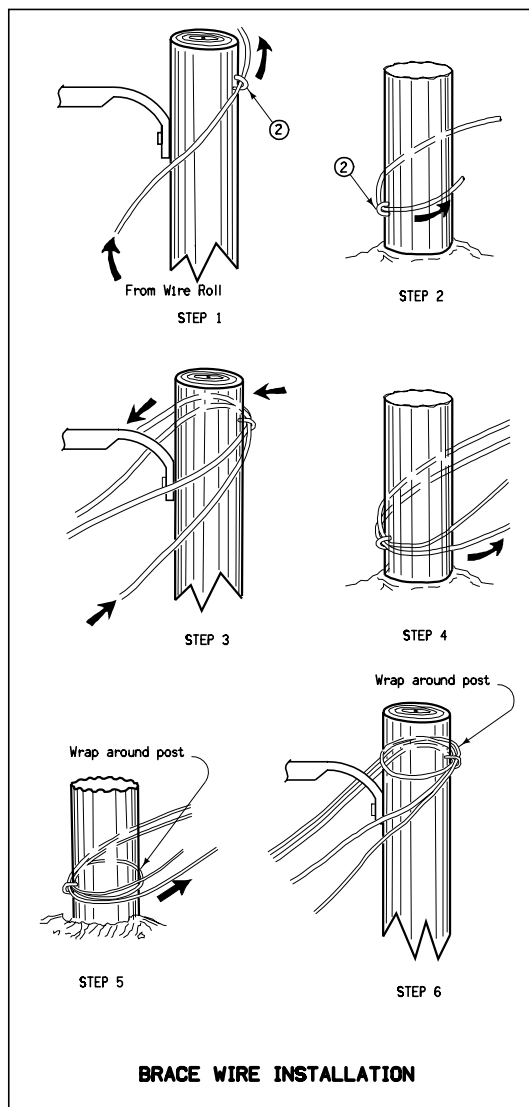
**LINE POST (STEEL)**



**PLAN**

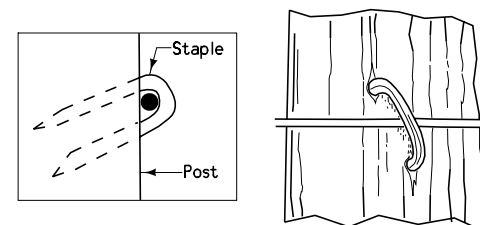


**ELEVATION**



**BRACE WIRE INSTALLATION**

- ① Place fence fabric on the roadway side of posts. Place fence fabric on the opposite side of posts for certain curves, stream crossings, or other locations directed by the Engineer or by the contract documents.
- ② Set staples cross-wise to the grain. Drive staples tight at pull posts. Drive all other staples firm, but loose enough to allow lateral movement of the wire.




**STAPLES ②**

Contract Item:

Field Fence

Tabulations: 100-7A, 100-7B, 100-7C

<p><b>Iowa Department of Transportation</b></p> <p><b>STANDARD ROAD PLAN</b></p> <p>REVISIONS: Deleted Type 39 Fence. Eliminated TYPE 47 option. Deleted barbed wire note.</p> <p><i>Deanna Mayfield</i></p> <p>APPROVED BY DESIGN METHODS ENGINEER</p>	<p>REVISION</p> <p>1 10-16-07</p>
	<p><b>RC-8B</b></p>
	<p><b>SHEET 1 of 2</b></p>
	<p><b>FIELD FENCE CONSTRUCTION</b></p>



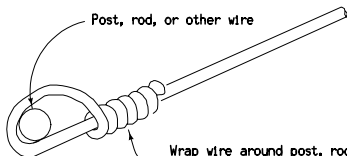
Crimp Connectors shall develop a strength of at least 85% of the wire strength.

### CRIMP CONNECTION



Make a minimum of four tight wraps on the connecting wire. Ends of the wrap to be trimmed flush.

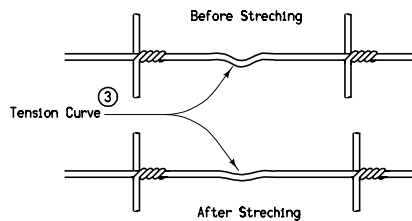
### IN-LINE CONNECTION



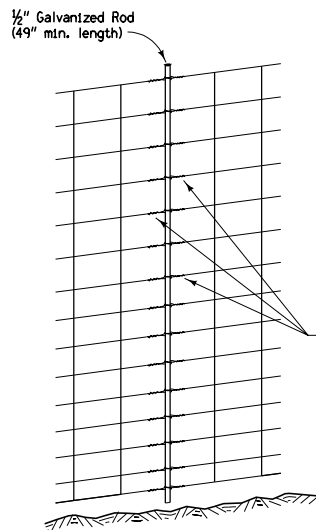
Wrap wire around post, rod or other wire. Make a minimum of four tight wraps back around itself. Ends of the wrap to be trimmed flush.

### SELF-WRAP CONNECTION

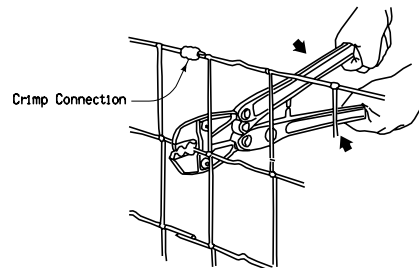
### APPROVED WIRE CONNECTIONS



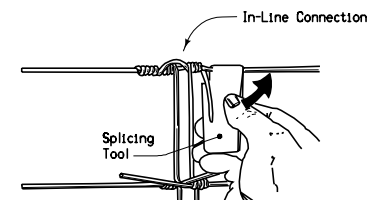
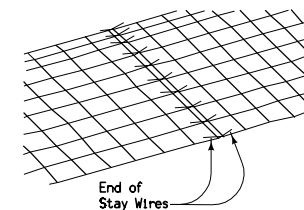
### STRETCHING DETAILS



### SPLICE WITH ROD



### CRIMP SPLICE

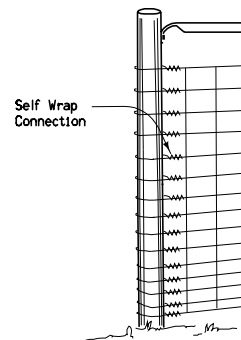


### OVERLAP SPLICE

### FABRIC SPLICES



### BRACE WIRE SPLICE<sup>④</sup>



### END POST CONNECTION

- ③ Tension curve consists of a "U" shaped crimp in the fence wires and has the same effect as a spring. Stretch to 50% removal of the factory crimp.
- ④ Crimp connection or in-line connection are also acceptable brace wire splices.

 <b>Iowa Department of Transportation</b> <b>STANDARD ROAD PLAN</b> <small>REVISIONS: Deleted Type 39 Fence. Eliminated TYPE 47 option. Deleted barbed wire note. Rearranged drawing.</small> <i>Deanna Mayfield</i> <small>APPROVED BY DESIGN METHODS ENGINEER</small>	<small>REVISION</small> 1   10-16-07
	<b>RC-8B</b>
	<small>SHEET 2 of 2</small>
	<b>FIELD FENCE CONSTRUCTION</b>