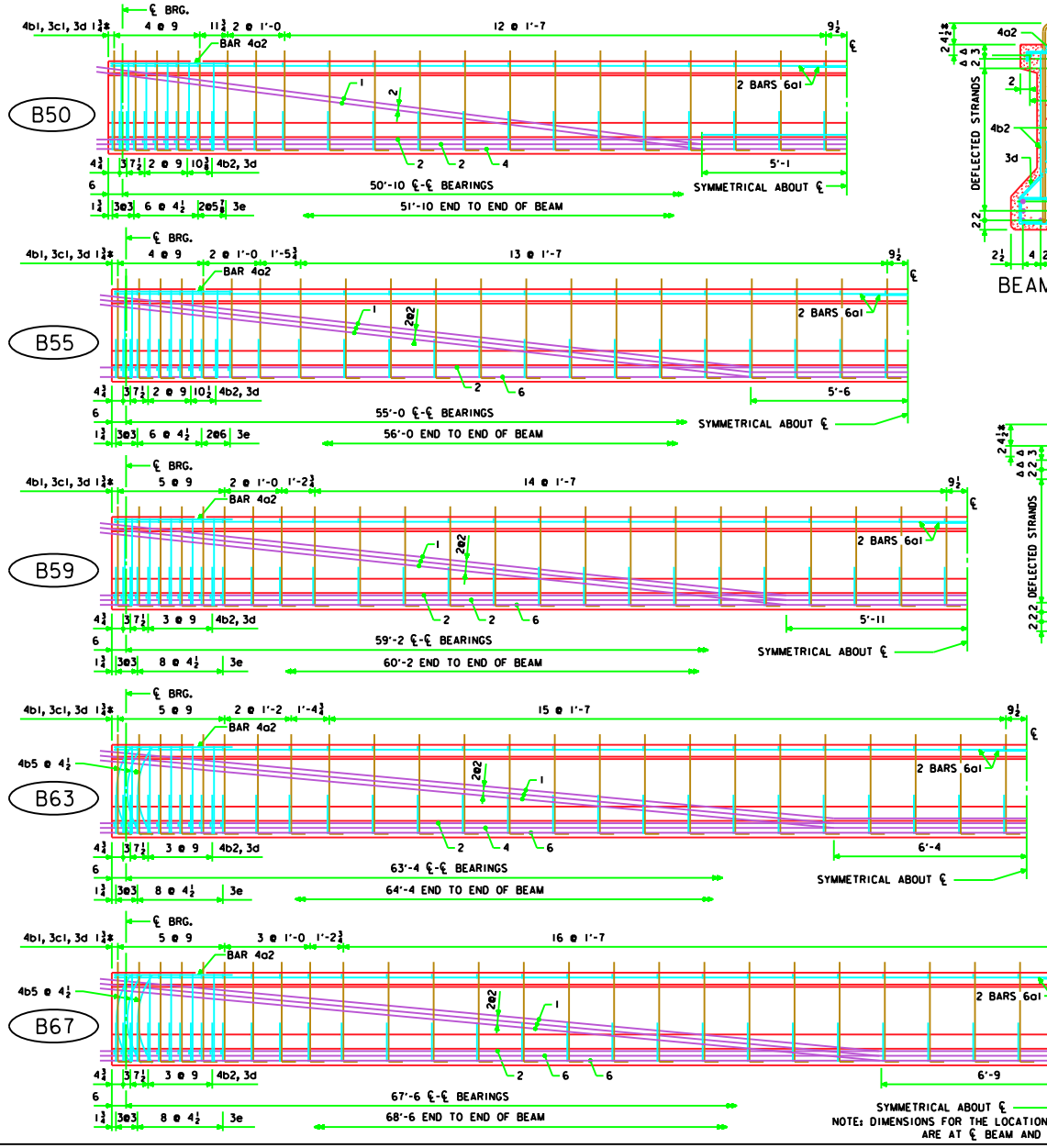


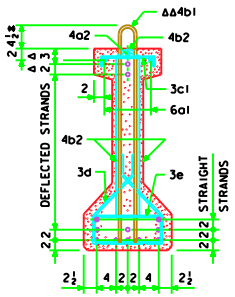


BEAM B50

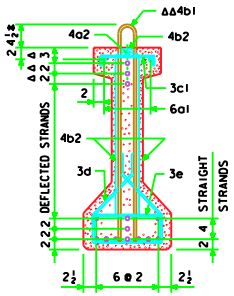


BEAM B55

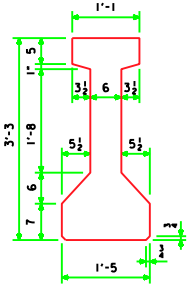


"B" BEAM
CROSS SECTION

A = 382.5 in.²
Yb = 17.06 in.
I = 62,000 in.⁴

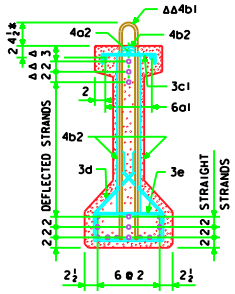


BEAM B59

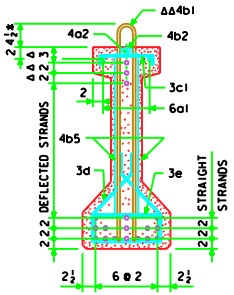


BEAM B63

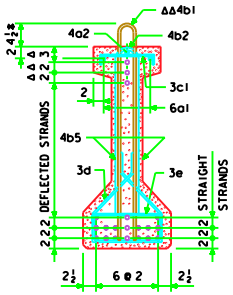


BEAM B67

NOTE: BARS 3d ARE TO BE PLACED IN PAIRS.

- ○ DEFLECTED STRANDS
- * KEEP
- Δ DIMENSIONS AT END OF BEAM
- ΔΔ EPOXY COATED BARS

NOTE: DIMENSIONS FOR THE LOCATION OF THE DEFLECTED STRANDS ARE AT ℄ BEAM AND END OF BEAM.

LATEST REVISION DATE

APPROVED BY BRIDGE ENGINEER

Iowa Department of Transportation
Highway Division

STANDARD DESIGN - 40' ROADWAY, THREE SPAN BRIDGE

PRETENSIONED PRESTRESSED CONCRETE BEAM BRIDGES

DECEMBER, 2006

HL93 LOADING

B BEAM DETAILS

H40-35-06