NOTE: DIMENSIONS FOR THE LOCATION OF THE DEFLECTED STRANDS ARE AT ℄ BEAM AND END OF BEAM.

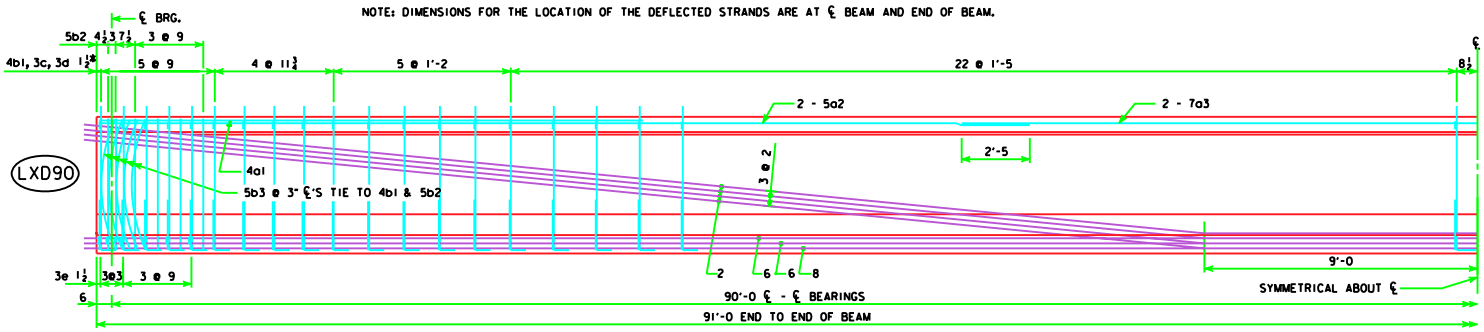

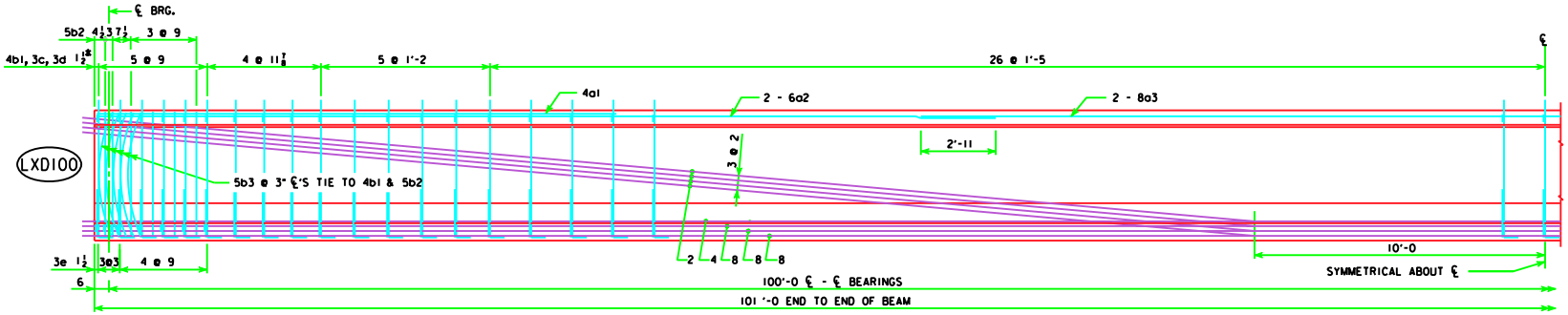

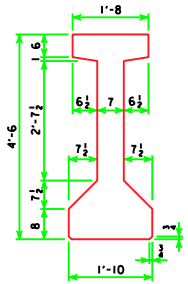

TYPICAL "LXD" BEAM CROSS SECTION

AREA = 638.75 in.^{2}
Y_b = 24.37 in.
I = 214,974 in.^{4}

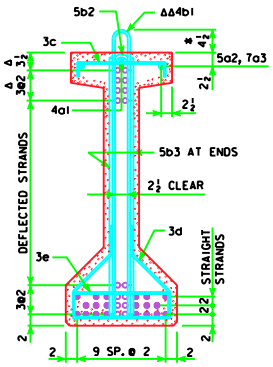

BEAM LXD90

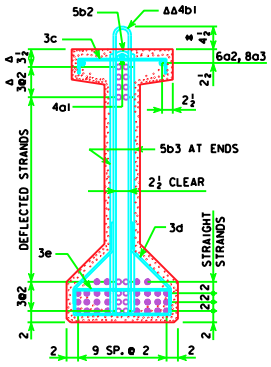

BEAM LXD100

○ DEFLECTED STRANDS
* KEEP
Δ DIMENSIONS AT END OF BEAM
ΔΔ EPOXY COATED BARS

LATEST REVISION DATE :

APPROVED BY

STANDARD DESIGN - 24' ROADWAY, SINGLE SPAN BRIDGE

PRETENSIONED PRESTRESSED CONCRETE BEAM BRIDGES

JANUARY, 2005 HS20-44 LOADING

IOWA DEPARTMENT OF TRANSPORTATION - HIGHWAY DIVISION

LXD90 & LXD100 BEAM DETAILS | H24S1-28-05