

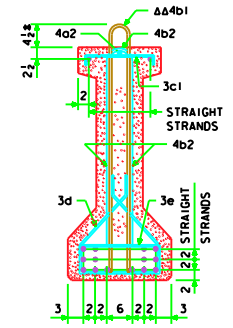

BEAM C63

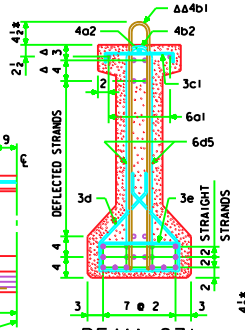

BEAM C71

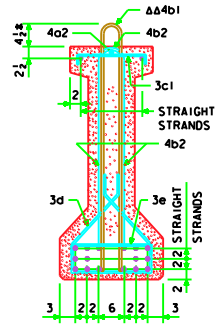

BEAM C67

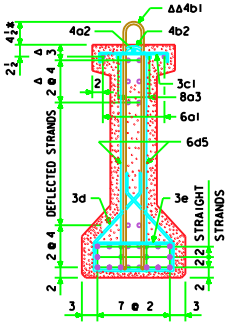

BEAM C80

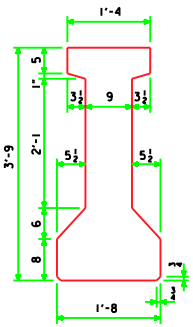

"C" BEAM
CROSS SECTION

A = 564.5 in²
Yb = 20.23 in
I = 116,354 in⁴

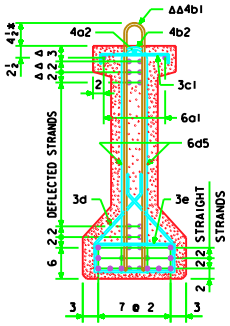

BEAM C75

NOTE: BARS 3d ARE TO BE PLACED IN PAIRS.

* KEEP
Δ DIMENSIONS AT END OF BEAM
ΔΔ EPOXY COATED BARS

LATEST REVISION DATE

APPROVED BY BRIDGE ENGINEER

Iowa Department of Transportation
Highway Division

STANDARD DESIGN - 24' ROADWAY, THREE SPAN BRIDGE

PRETENSIONED PRESTRESSED CONCRETE BEAM BRIDGES

DECEMBER, 2006

HL93 LOADING

C BEAM DETAILS

H24-37-06