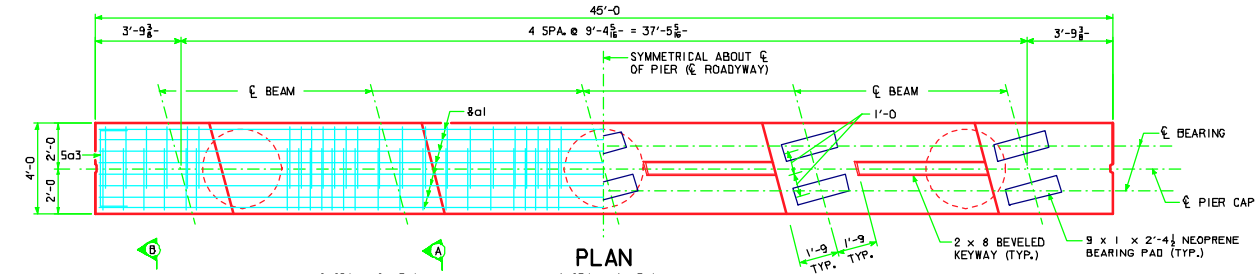

PLAN

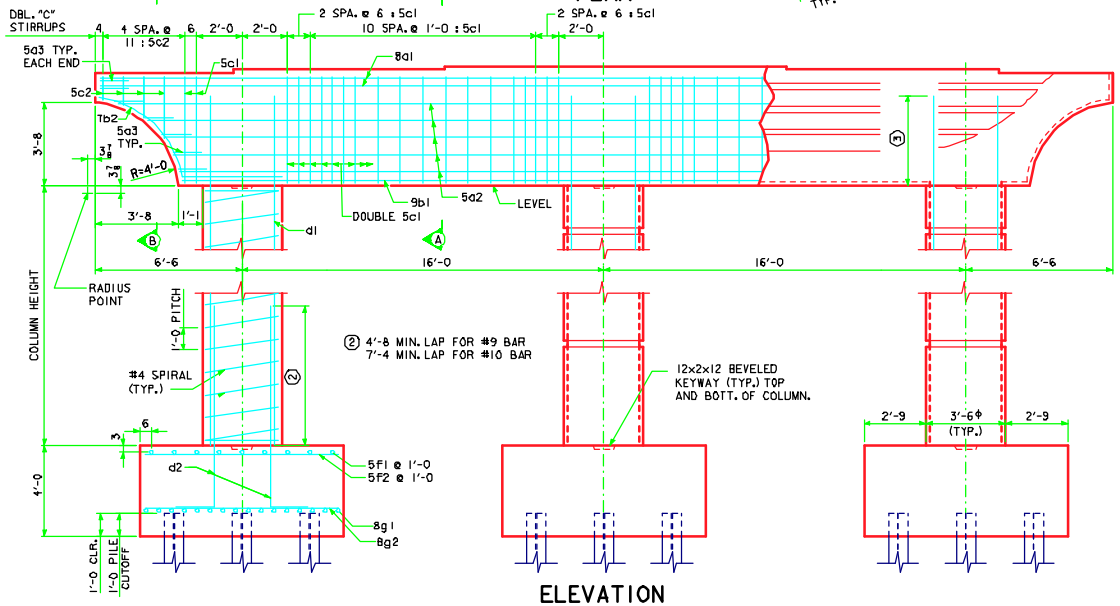

② 4'-8 MIN. LAP FOR #9 BAR
7'-4 MIN. LAP FOR #10 BAR

12x2x12 BEVELED KEYWAY (TYP.) TOP AND BOTT. OF COLUMN.

ELEVATION
LOOKING UP STATION

③ 2'-9 MIN. PROJ. FOR #9 BAR
4'-4 MIN. PROJ. FOR #10 BAR

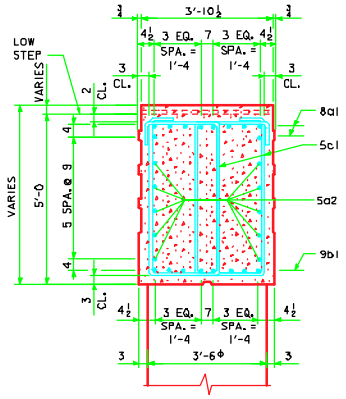

SECTION A-A

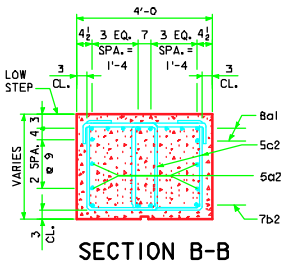

SECTION B-B

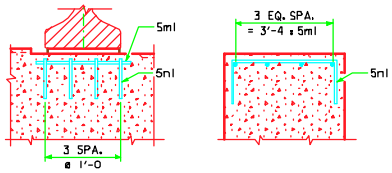

PIER STEP REINFORCING

NOTE:

SEE "PIER FOOTING AND PIER BAR LISTS" SHEETS FOR PIER NOTES, COLUMN HEIGHTS, AND REINFORCING BAR LIST.

SEE BT40-AS1-04 FOR RUSTICATION DETAILS.

WHEN STEP HEIGHT ABOVE A BASE STEP IS GREATER THAN 1 3/4" USE #5 MAT REINFORCING AS SHOWN ABOVE. REINFORCING WEIGHT FOR FOUR STEPS IS INCLUDED IN PIER BAR LIST.

COLUMN SECTION

SPAN \ HEIGHT	19'-0	22'-0	25'-0
110'-0	A	A	B
115'-0	A	A	B
120'-0	A	A	B
125'-0	A	A	C
130'-0	A	A	C

① INCLUDES 3/4" RUSTICATION

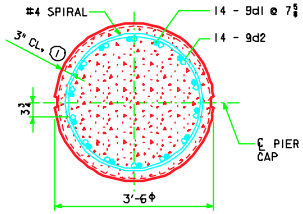

COLUMN SECTION A

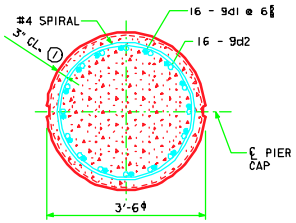

COLUMN SECTION B

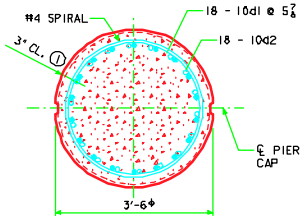

COLUMN SECTION C

LATEST REVISION DATE

APPROVED BY BRIDGE ENGINEER

Iowa Department of Transportation
Highway Division

STANDARD DESIGN - 40' ROADWAY, 2 SPAN BRIDGES

PRETENSIONED PRESTRESSED BULB TEE CONCRETE BEAM BRIDGES

ALL SPANS — JULY, 2004

PIER DETAILS

15° SKEW

BT40-PR4-04