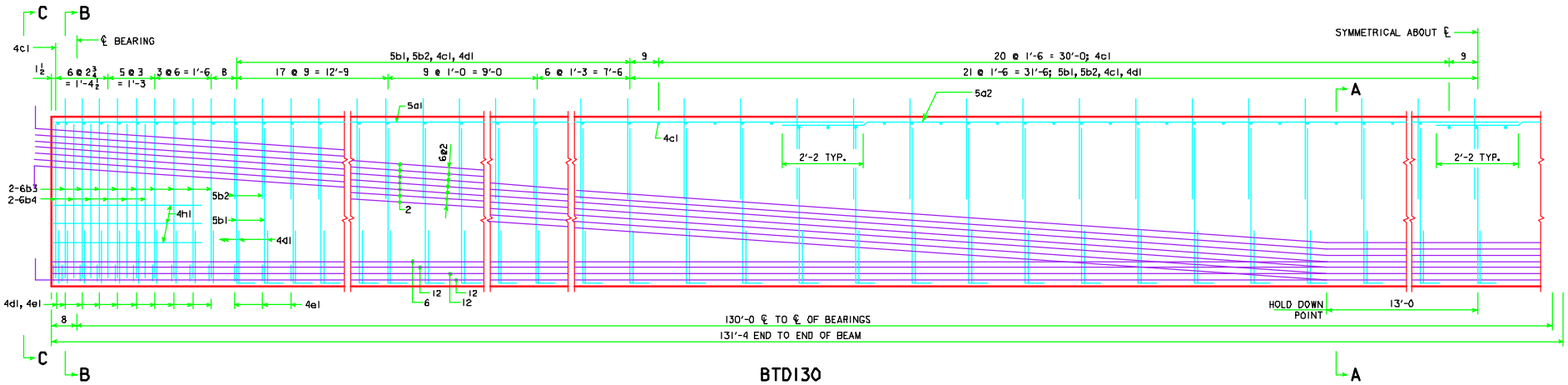

BTD130

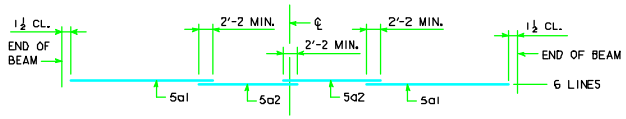

TOP FLANGE LONGITUDINAL BAR LAYOUT

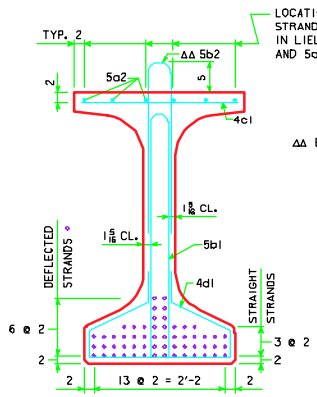

SECTION A-A

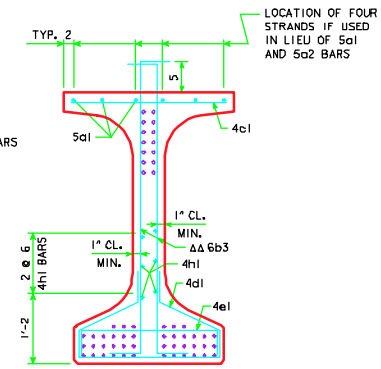

SECTION B-B

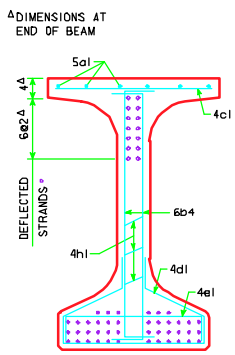

SECTION C-C

AREA = 748.8 in²
$\bar{y}_b$ = 24.64 in
I = 285,860 in⁴

BEAM SECTION PROPERTIES

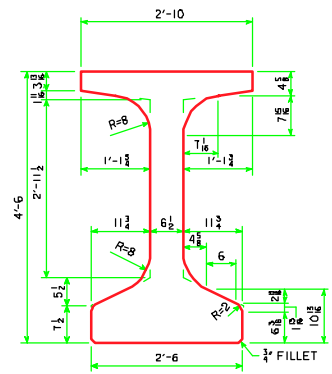

BTD BEAM CROSS SECTION

LATEST REVISION DATE	APPROVED BY BRIDGE ENGINEER

Iowa Department of Transportation
Highway Division

STANDARD DESIGN - 40' ROADWAY, 2 SPAN BRIDGES

PRETENSIONED PRESTRESSED BULB TEE CONCRETE BEAM BRIDGES

130'-0 SPAN — JULY, 2004

BTD130 BEAM DETAILS | BT40-DB6-04

22-JUL-2004 16:04 ajeffer W:\Highway\Bridge\Standards\Bridges\2SpanPPCB\40Roadway\Signed\BT40DB604.s01