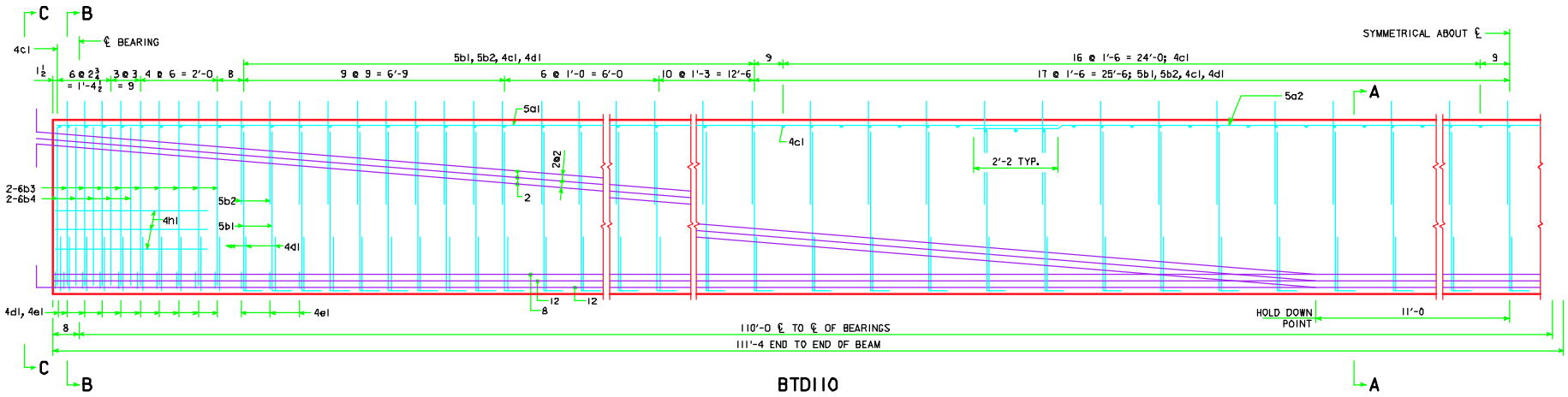

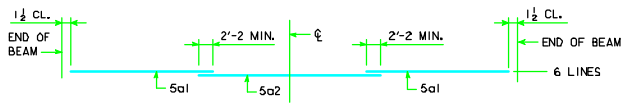

TOP FLANGE LONGITUDINAL BAR LAYOUT

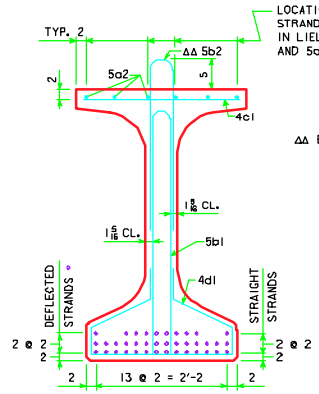

SECTION A-A

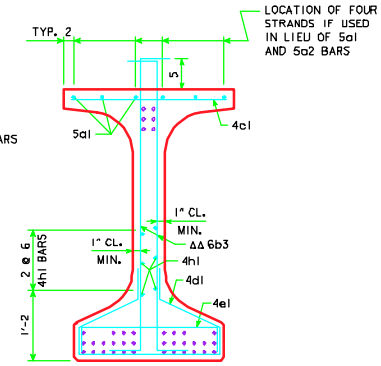

SECTION B-B

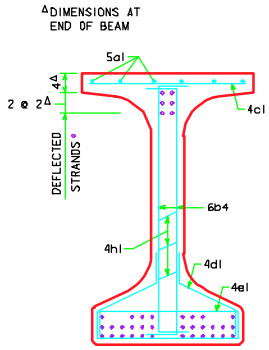

SECTION C-C

AREA = 748.8 in²
$\bar{y}_b$ = 24.64 in
I = 285,860 in⁴

BEAM SECTION PROPERTIES

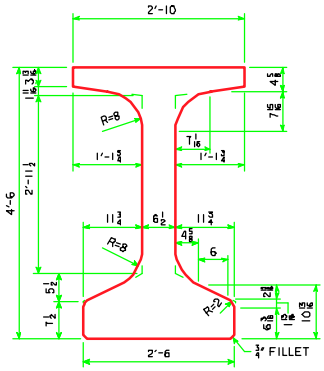

BTD BEAM CROSS SECTION

LATEST REVISION DATE	APPROVED BY BRIDGE ENGINEER

Iowa Department of Transportation
Highway Division

STANDARD DESIGN - 40' ROADWAY, 2 SPAN BRIDGES

PRETENSIONED PRESTRESSED BULB TEE CONCRETE BEAM BRIDGES

110'-0 SPAN — JULY, 2004

BTD110 BEAM DETAILS — BT40-DB2-04