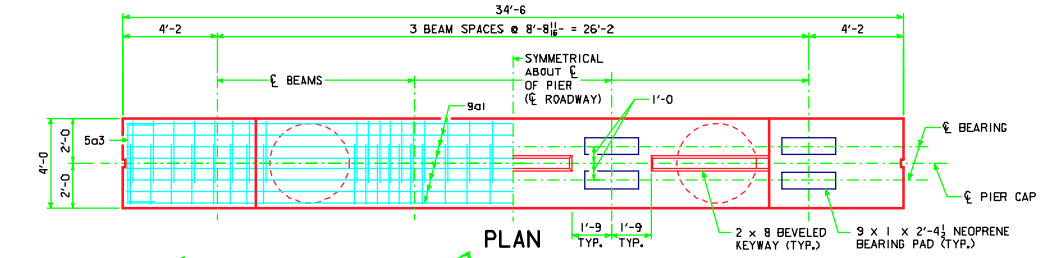

PLAN

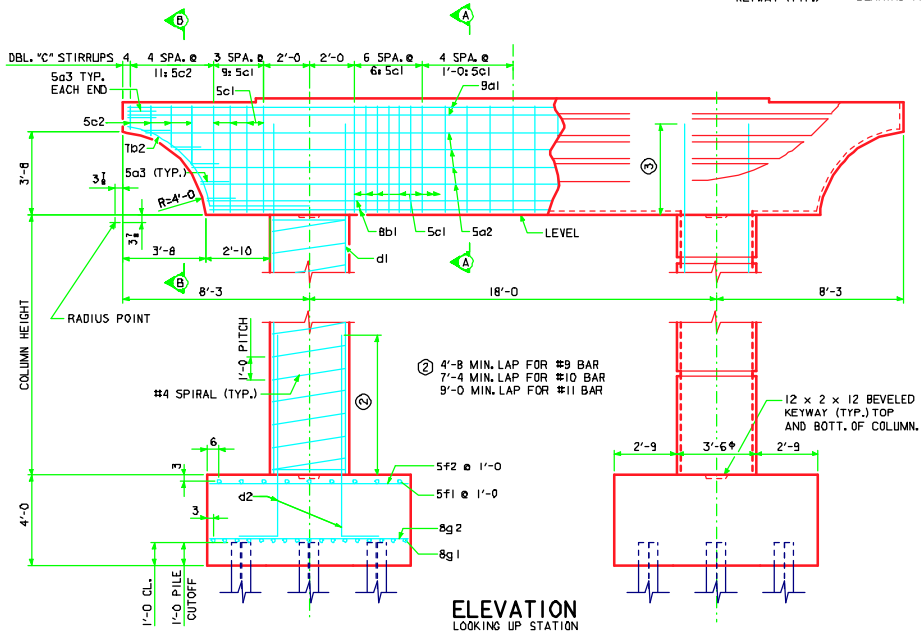

③ 2'-9 MIN. PROJ. FOR #9 BAR
4'-4 MIN. PROJ. FOR #10 & #11 BARS

② 4'-8 MIN. LAP FOR #9 BAR
7'-4 MIN. LAP FOR #10 BAR
9'-0 MIN. LAP FOR #11 BAR

ELEVATION
LOOKING UP STATION

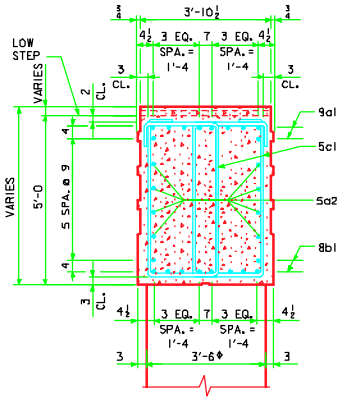

SECTION A-A

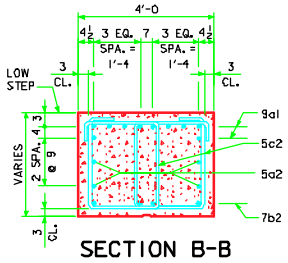

SECTION B-B

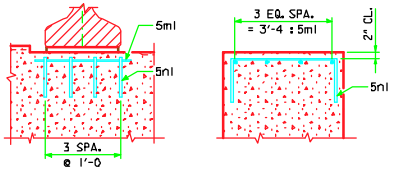

PIER STEP REINFORCING

COLUMN SECTION

SPAN \ HEIGHT	19'-0	22'-0	25'-0
110'	A	A	B
115'	A	A	B
120'	A	A	B
125'	A	B	C
130'	A	B	C

NOTE:

SEE "PIER FOOTING AND PIER BAR LISTS" SHEETS FOR PIER NOTES, COLUMN HEIGHTS, AND REINFORCING BAR LIST.

SEE BT30-AS1-04 FOR RUSTICATION DETAILS.

WHEN STEP HEIGHT ABOVE A BASE STEP IS GREATER THAN 1 3/4" USE #5 MAT REINFORCING AS SHOWN ABOVE. REINFORCING WEIGHT FOR THREE STEPS IS INCLUDED IN PIER BAR LIST. A 0° SKEW SHOULD ONLY REQUIRE TWO STEPS.

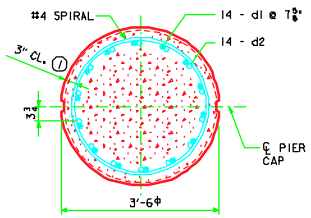

COLUMN SECTION A

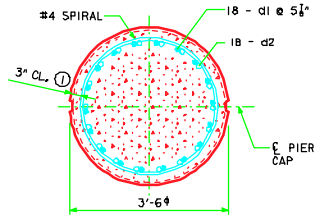

COLUMN SECTION B

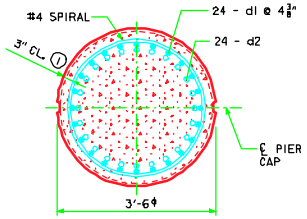

COLUMN SECTION C

d2 BARS WILL BE PLACED INSIDE OF d1 AT THIS SECTION ONLY.

① INCLUDES 3/4" RUSTICATION

LATEST REVISION DATE

APPROVED BY BRIDGE ENGINEER

Iowa Department of Transportation
Highway Division

STANDARD DESIGN - 30' ROADWAY, 2 SPAN BRIDGES

PRETENSIONED PRESTRESSED BULB TEE CONCRETE BEAM BRIDGES

ALL SPANS — JULY, 2004

PIER DETAILS

0° SKEW

BT30-PR1-04