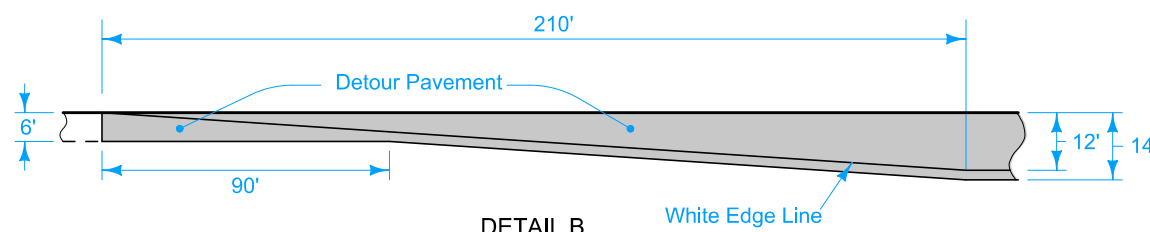
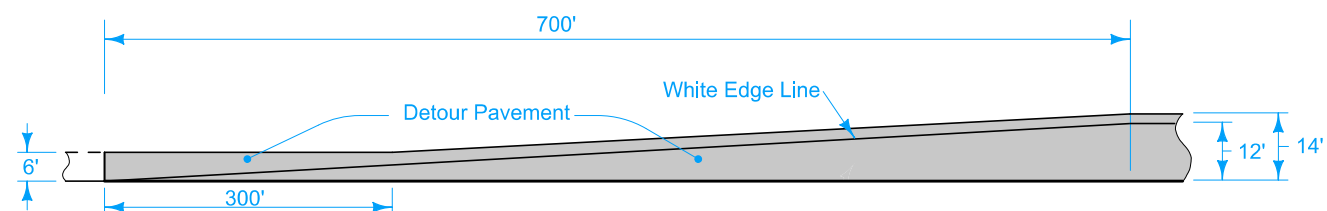


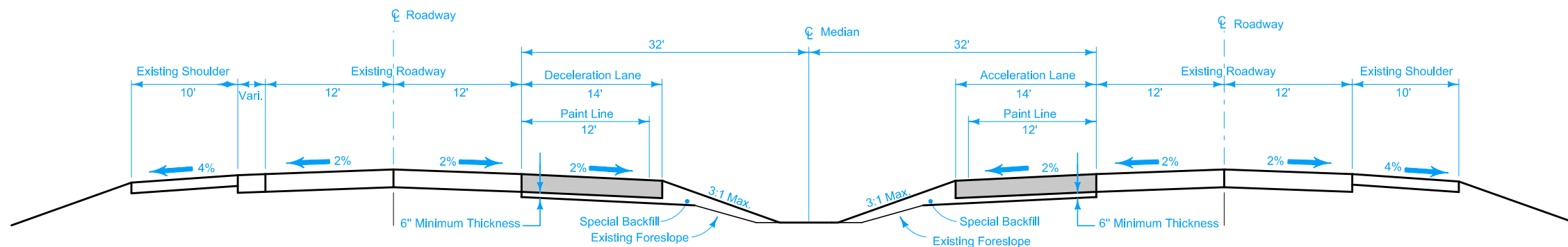
DETAIL A



DETAIL B



DETAIL C



SECTION A-A

The Engineer will determine the header location to accommodate the required staging activities.

- ① Possible location of staging header
- ② 8" PCC Detour Pavement or 10" HMA Detour Pavement. Refer to Section 2304 of the Standard Specifications.
- ③ 'B' Joint.
- ④ Slotted drain for median crossover. See DR-502

Possible Contract Items:	Unit	Quantity
Removal of Pavement*	Sq. Yds.	1720
Special Backfill	Tons	2287**
Detour Pavement	Sq. Yds.	4838***
18 inch Unclassified Roadway Pipe	Linear Ft.	332***

*The removal of subbase material is incidental to the removal of pavement.

**Quantities are based on the assumption the existing median ditch is 4 feet deep and foreslopes are 4:1.

***Quantities are based on the assumption the median crossover is 300' in length

	REVISION	
	NEW	04-21-20
<h2>ROAD DESIGN DETAIL</h2>		<h1>531-03</h1>
REVISIONS: New.		SHEET 1 of 1
<h3>MEDIAN CROSSOVER AT INTERCHANGE</h3> <p>(64' MEDIAN)</p>		