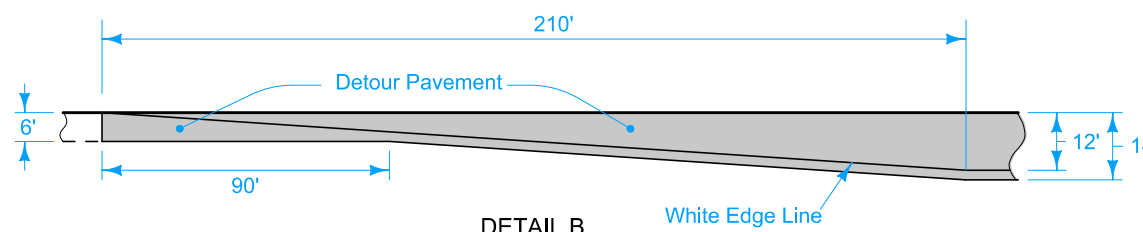
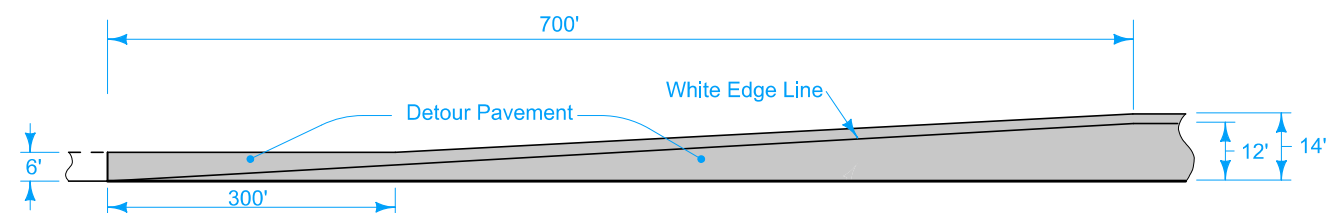


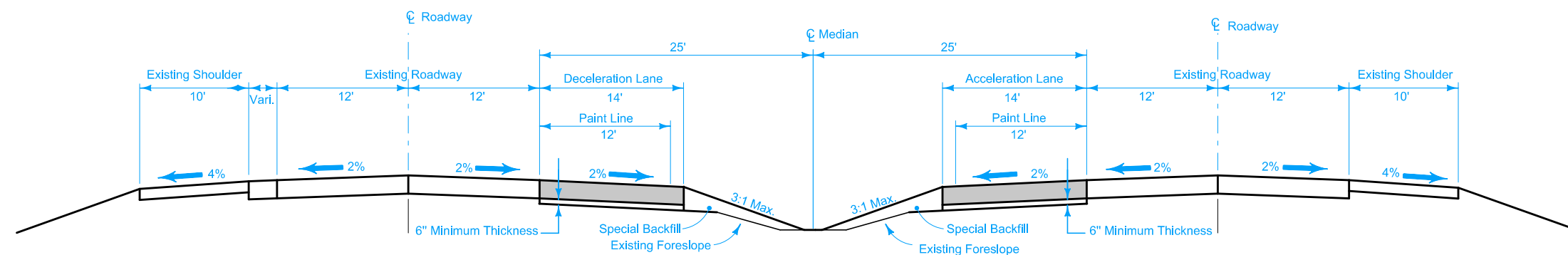
DETAIL A



DETAIL B



DETAIL C



SECTION A-A

The Engineer will determine the header location to accommodate the required staging activities.

- ① Possible location of staging header
- ② 8" PCC Detour Pavement or 10" HMA Detour Pavement. Refer to Section 2304 of the Standard Specifications.
- ③ 'B' Joint.
- ④ Slotted drain for median crossover. See DR-502

Possible Contract Items:	Unit	Quantity
Removal of Pavement*	Sq. Yds.	1720
Special Backfill	Tons	2140**
Detour Pavement	Sq. Yds.	4372***
18 inch Unclassified Roadway Pipe	Linear Ft.	335***

\*The removal of subbase material is incidental to the removal of pavement.

\*\*Quantities are based on the assumption the existing median ditch is 4 feet deep and foreslopes are 4:1.

\*\*\*Quantities are based on the assumption the median crossover is 300' in length

 <b>ROAD DESIGN DETAIL</b>	REVISION	
	12	04-21-20
	<b>531-02</b>	
SHEET 1 of 1		
REVISIONS: Added reference to DR-502 for slotted drain. Replaced Section A-A and deleted Section B-B.		

**MEDIAN CROSSOVER AT INTERCHANGE  
(50' MEDIAN)**