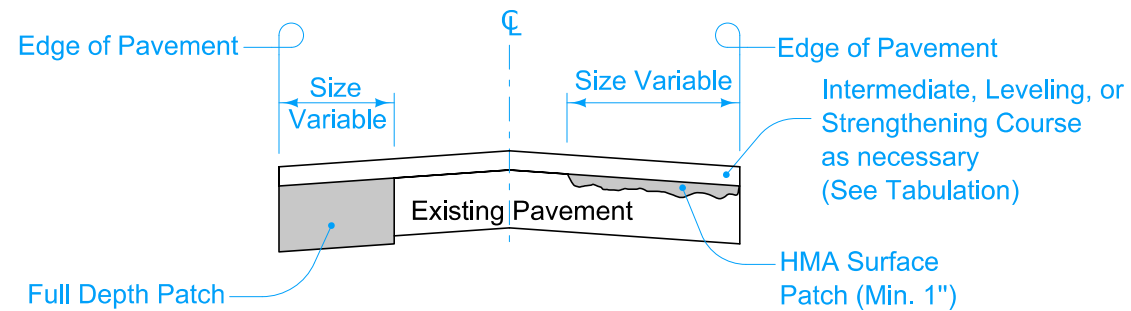


TYPICAL PLAN FOR FILLET AT ENTRANCE OR INTERSECTING ROAD



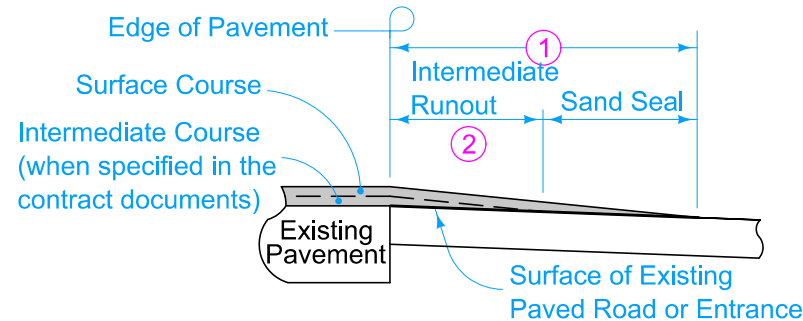
TYPICAL SECTION FULL DEPTH AND SURFACE PATCHES

Unless specified otherwise, construct full runouts for HMA resurfacing at a rate of 50 feet for each 1 inch of resurfacing thickness.

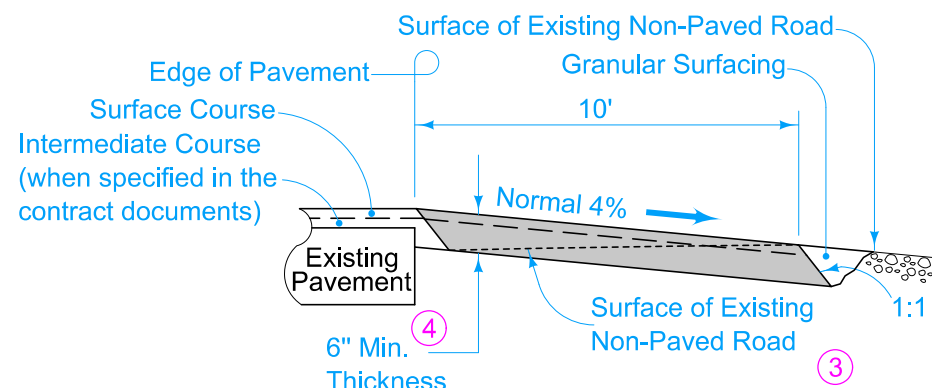
Construct temporary runouts at a length of 10 feet for each 1 inch of resurfacing thickness. Place subgrade paper, burlap, or similar material over adjacent surfaces to facilitate removal of wedges.

Construct wedge shaped HMA fillets at all paved entrances and paved intersecting roads. Construct full thickness fillets at all non-paved entrances and non-paved side roads.

Fillet sizes as listed in the Normal Fillet Sizes table are recommended and are to be used for design and estimating purposes. The Engineer will establish the length and width of each individual fillet to accommodate conditions at the site.



SECTION A-A (WEDGE SHAPED FILLET)

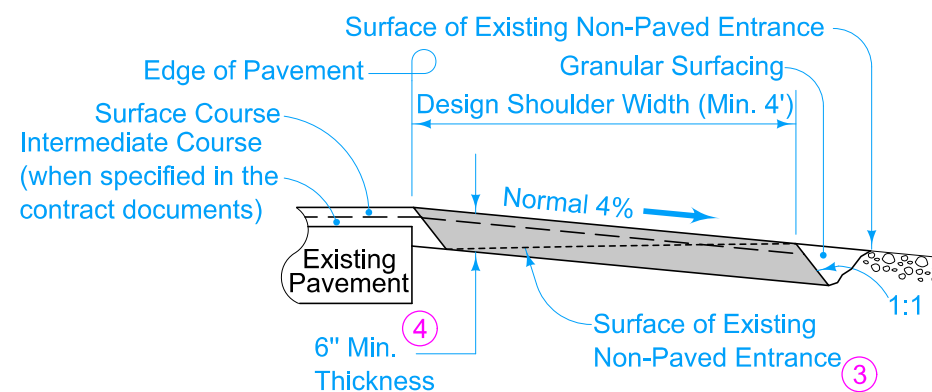


SECTION A-A (FULL THICKNESS FILLET - NON-PAVED ROAD)

- ① Fillet width is 3.33 feet for each inch of overlay thickness.
- ② The ratio of the Intermediate Course runout length to the total runout length is the same as the ratio of the Intermediate Course resurfacing thickness to the total resurfacing thickness.
- ③ Special shaping of existing surface prior to placement of fillet may be required by the Engineer and is incidental to other work on the project.
- ④ For existing fillets at non-paved roads and entrances, construct a wedge shaped fillet matching the thickness of the resurfacing.

NORMAL FILLET SIZES	
TYPE OF ACCESS	F Min. - ft.
Residential Entrance	40
Farm Entrance	60
Commercial Entrance	80
Non-Paved Road	100
Paved Road	Variable*

\* See layout drawing for details of construction of special areas.



SECTION A-A (FULL THICKNESS FILLET - NON-PAVED ENTRANCE)

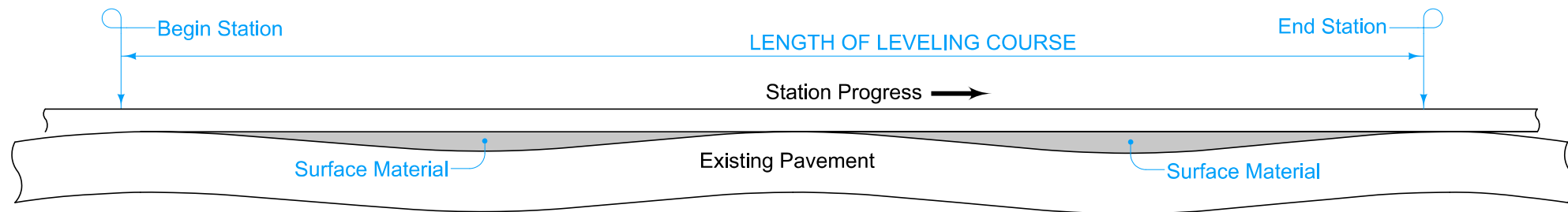
GENERAL DETAILS

	REVISION
	1   04-21-20
<b>STANDARD ROAD PLAN</b>	
PV-202	
SHEET 1 of 2	

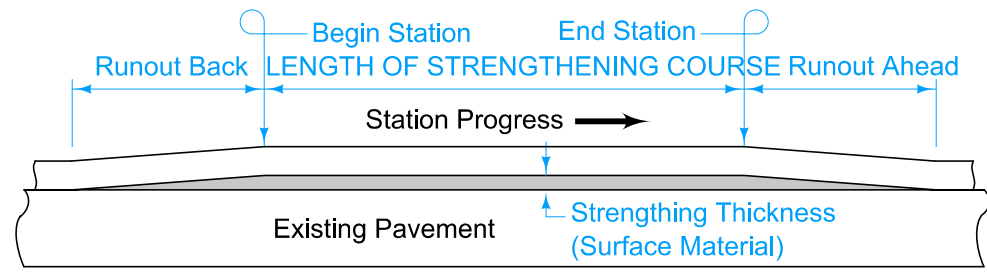
REVISIONS: New logo.

*Shawn Miller*  
APPROVED BY DESIGN METHODS ENGINEER

**HOT MIX ASPHALT RESURFACING**

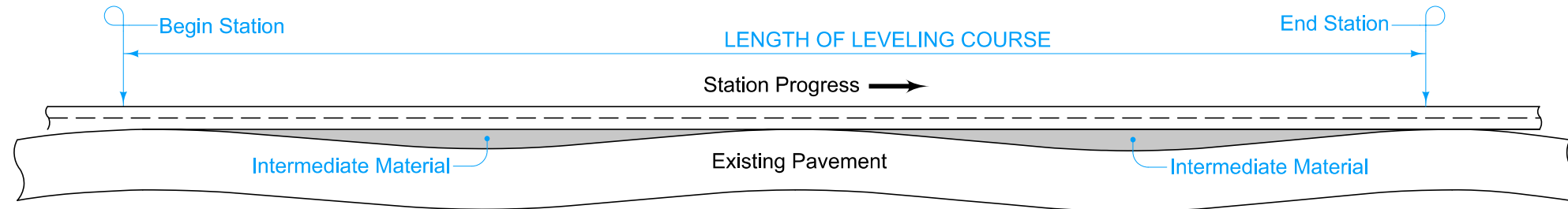


LEVELING COURSE  
(See Tabulation for Location)

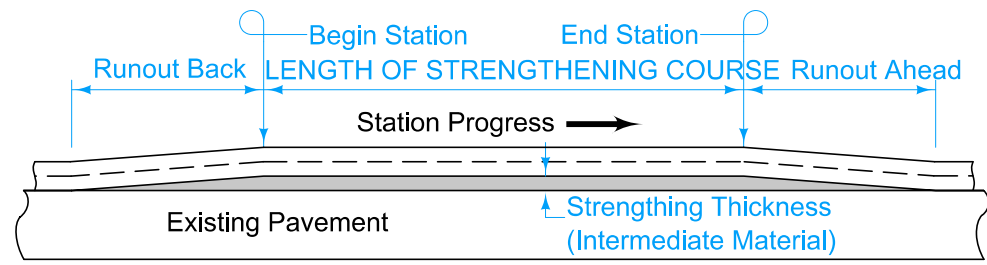


STRENGTHENING COURSE  
(See Tabulation for Location)

SINGLE COURSE RESURFACING



LEVELING COURSE  
(See Tabulation for Location)



STRENGTHENING COURSE  
(See Tabulation for Location)

DOUBLE COURSE RESURFACING

	REVISION	
	1	04-21-20
<b>STANDARD ROAD PLAN</b>		<b>PV-202</b>
REVISIONS: New logo.		SHEET 2 of 2
APPROVED BY DESIGN METHODS ENGINEER		
<b>HOT MIX ASPHALT RESURFACING</b>		