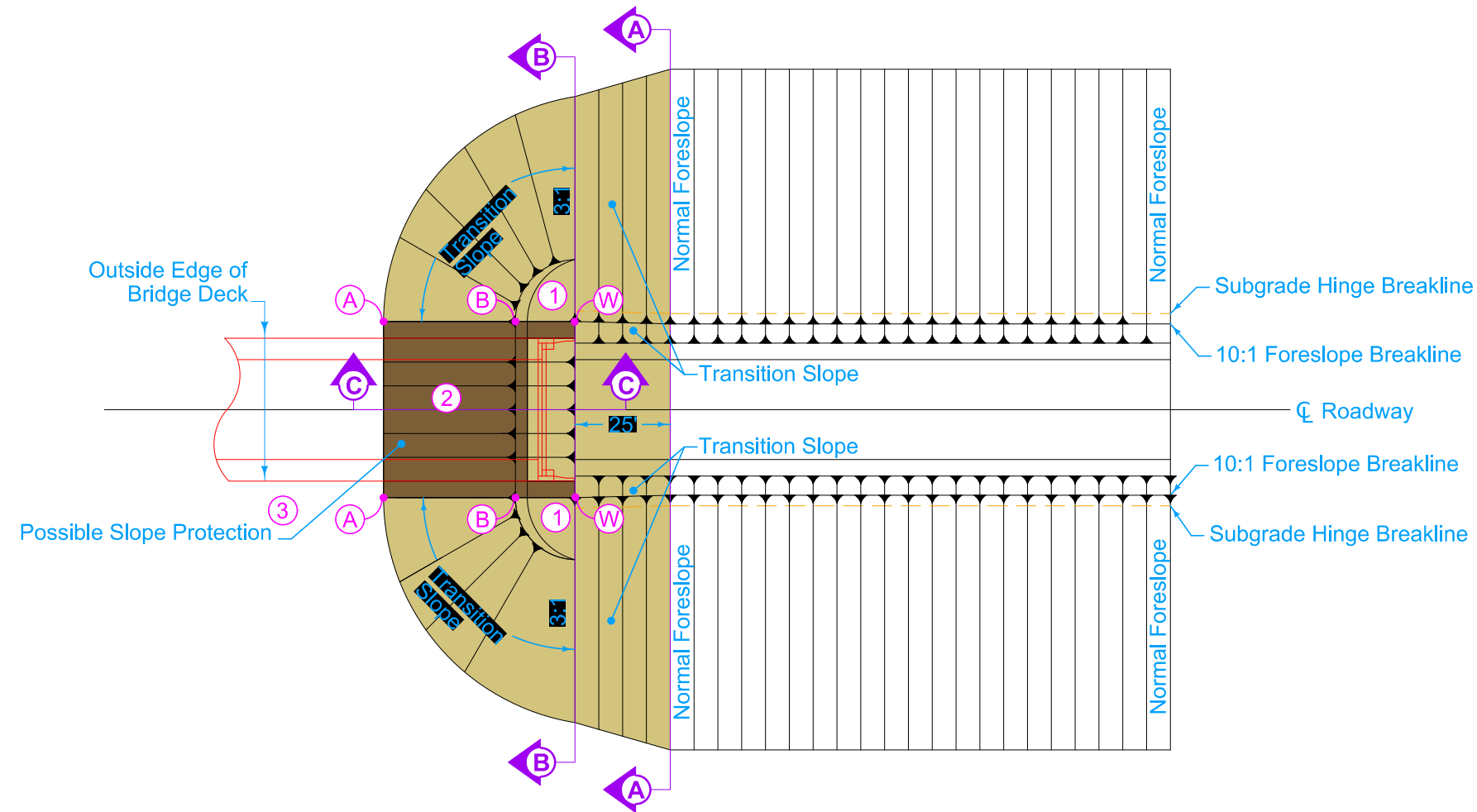


Grading Surface:
 Refer to berm slope location table in project plans
 for locations of A, B, W and possible other points.

- ① Variable slope.
- ② Bridge Berm slope may vary and is determined by the A and B points. Slope is normally 2.5:1 or flatter.
- ③ Refer to contract documents for limits of the slope protection.



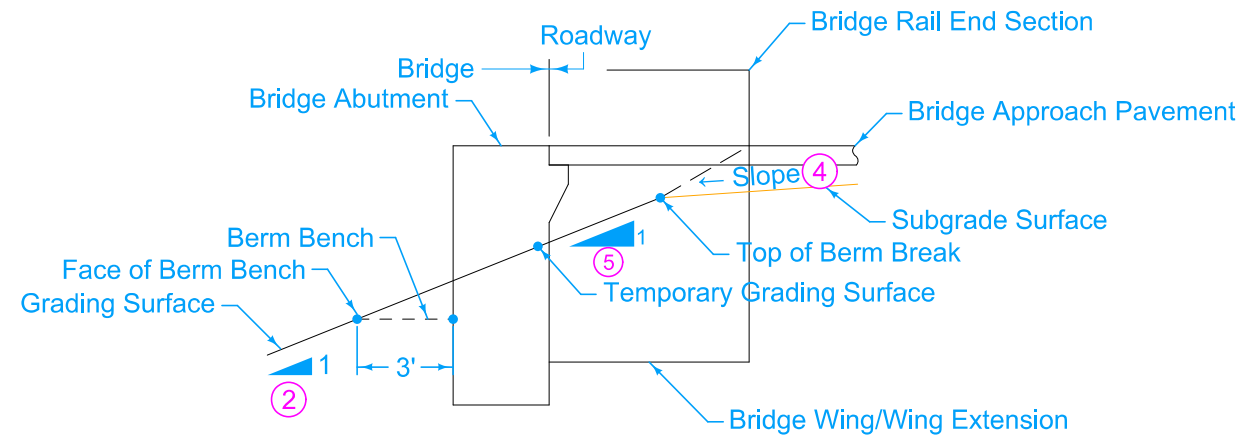
PLAN VIEW OF BRIDGE BERM
 (NON-BARNROOF FORESLOPE)

	REVISION	
	4	04-19-16
STANDARD ROAD PLAN		EW-202
		SHEET 1 of 3

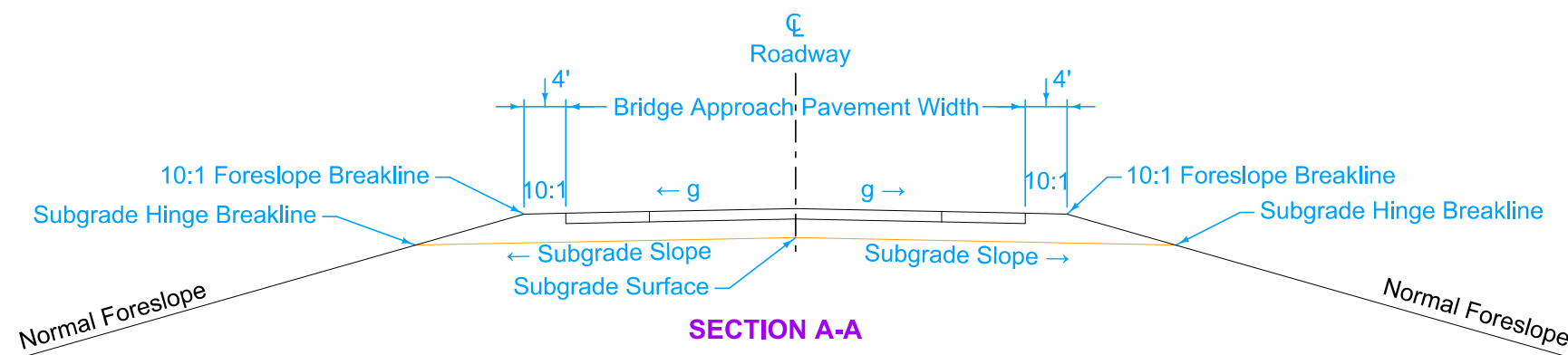
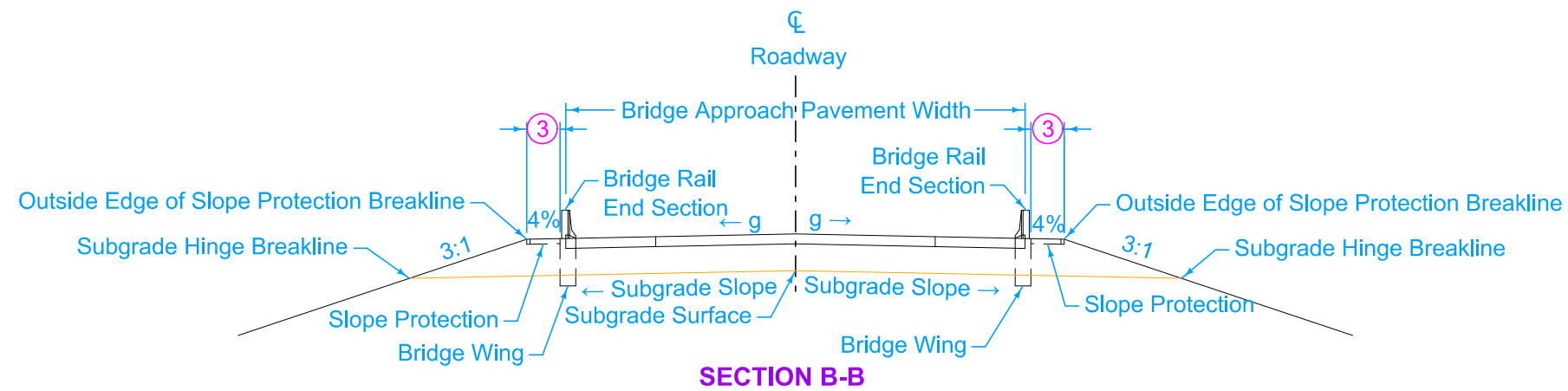
REVISIONS: Changed reference from RK series to BR series in circle note 4.

Shawn Miller
 APPROVED BY DESIGN METHODS ENGINEER

**BRIDGE BERM GRADING
 WITHOUT RECOVERABLE SLOPE
 (NON-BARNROOF SECTION)**



- ② Bridge Berm slope may vary and is determined by the A and B points.
 - ③ Refer to contract documents for limits of the slopeprotection.
 - ④ Refer to BR series for longitudinal subgrade slope.
 - ⑤ Temporary grading slope.
- g = Pavement cross slope.



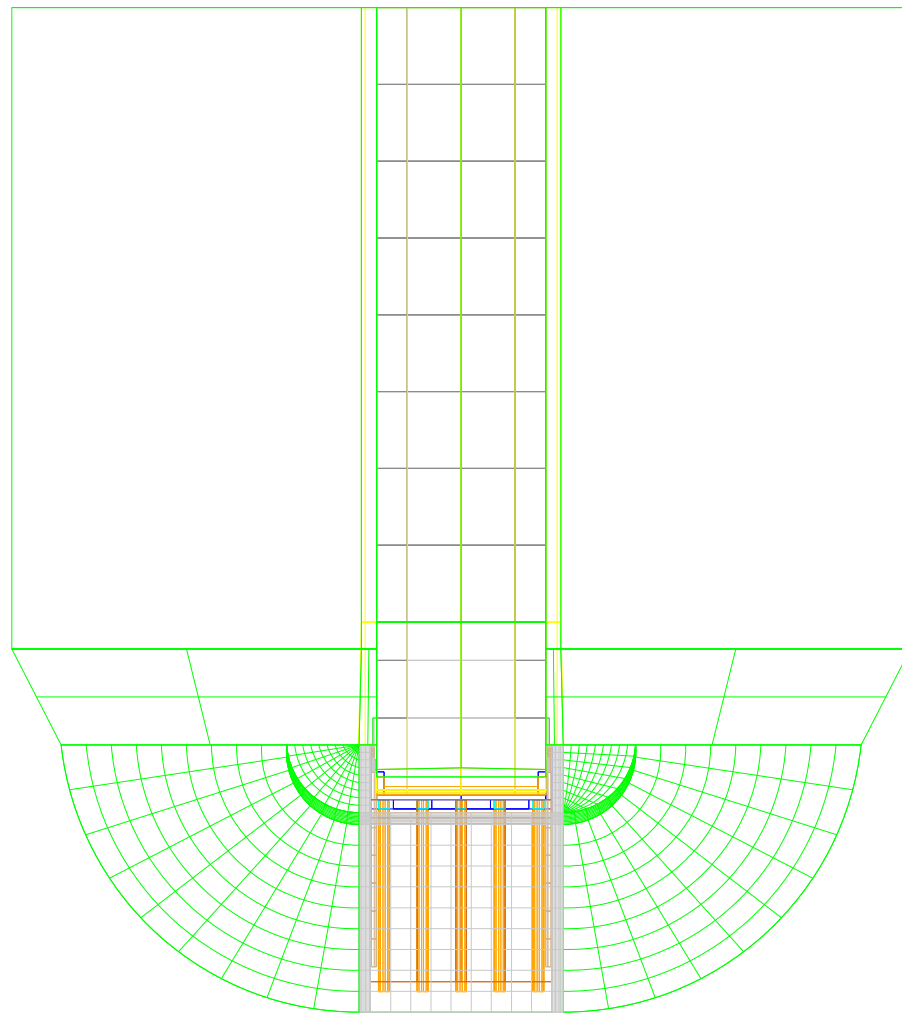
IOWA DOT STANDARD ROAD PLAN	REVISION	
	4	04-19-16
		EW-202
		SHEET 2 of 3

REVISIONS: Changed reference from RK series to BR series in circle note 4.

Steve Miller
 APPROVED BY DESIGN METHODS ENGINEER

**BRIDGE BERM GRADING
 WITHOUT RECOVERABLE SLOPE
 (NON-BARNROOF SECTION)**

This image can be viewed in 3D on the the ERL or at our website <http://www.iowadot.gov/design/stdrdpln.htm>



This image can be viewed in 3D on the the ERL or at our website <http://www.iowadot.gov/design/stdrdpln.htm>

IOWA DOT	REVISION	
	4	04-19-16
STANDARD ROAD PLAN	EW-202	
	SHEET 3 of 3	
REVISIONS:	Changed reference from RK series to BR series in circle note 4.	
<i>Steve Miller</i> APPROVED BY DESIGN METHODS ENGINEER		
BRIDGE BERM GRADING WITHOUT RECOVERABLE SLOPE (NON-BARNROOF SECTION)		