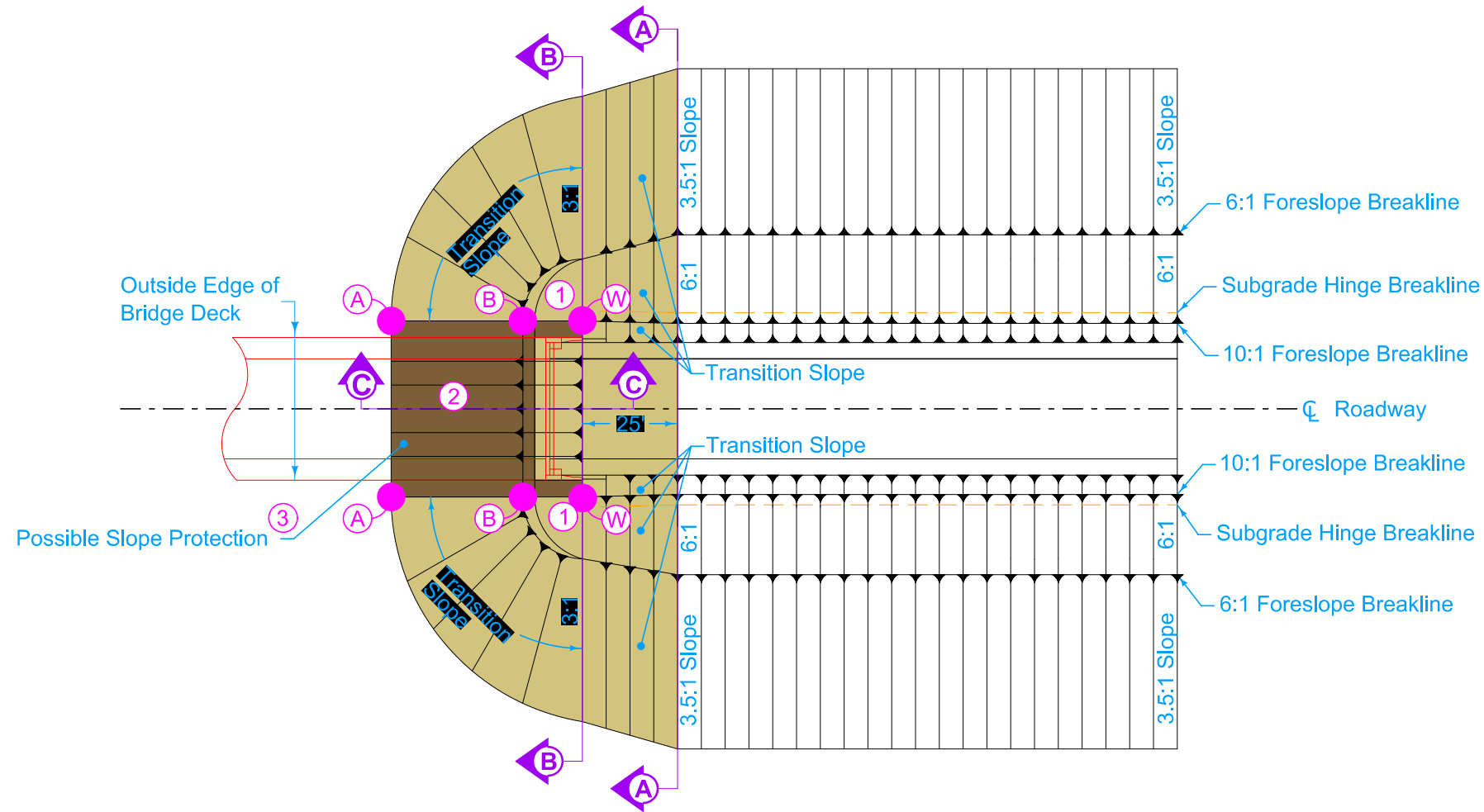


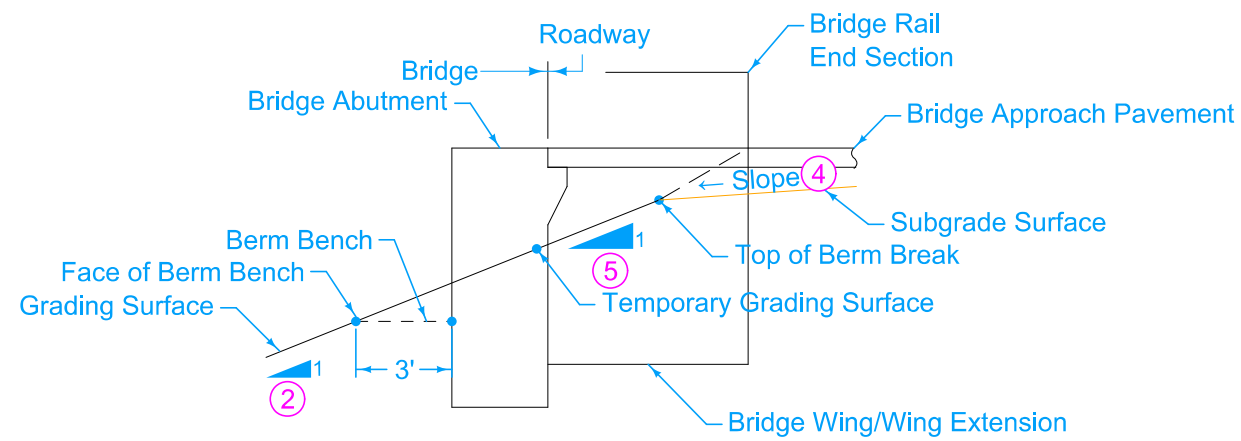
Grading surface:
 Refer to berm slope location table in project plans
 for locations of A, B, W and possible other points.

- ① Variable slope.
- ② Bridge Berm slope may vary and is determined by the A and B points. Slope is normally 2.5:1 or flatter.
- ③ Refer to contract documents for limits of the slope protection.



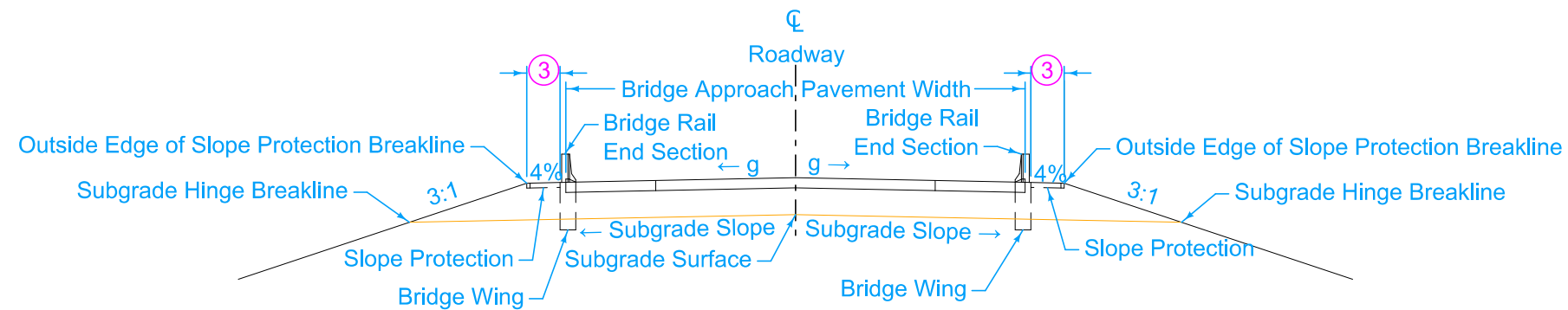
PLAN VIEW OF BRIDGE BERM
 (BARNROOF FORESLOPE)

	REVISION	
	4	04-19-16
STANDARD ROAD PLAN		EW-201
		SHEET 1 of 3
REVISIONS: Changed reference from RK series to BR series in circle note 4.		
APPROVED BY DESIGN METHODS ENGINEER		
BRIDGE BERM GRADING WITHOUT RECOVERABLE SLOPE (BARNROOF SECTION)		

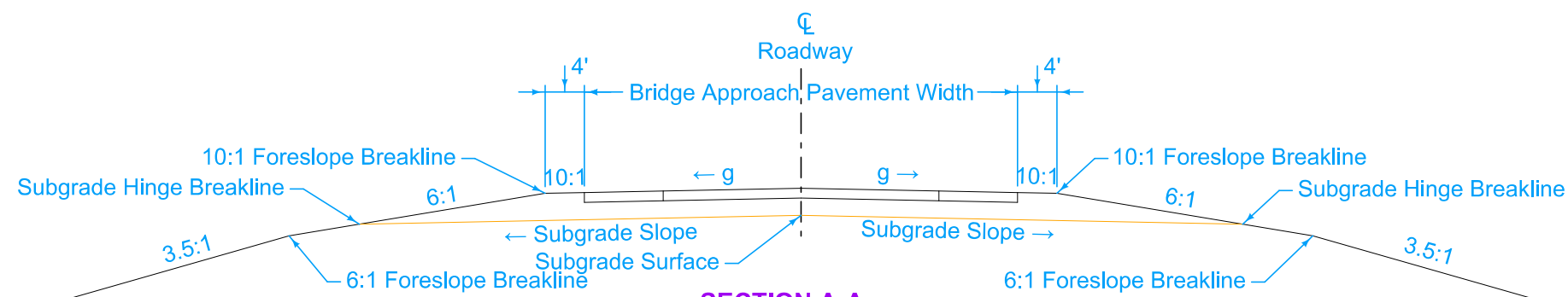


SECTION C-C

- ② Bridge Berm slope may vary and is determined by the A and B points.
- ③ Refer to contract documents for limits of the slope protection.
- ④ Refer to BR series for longitudinal subgrade slope.
- ⑤ Temporary grading slope.
- g = Pavement cross slope.



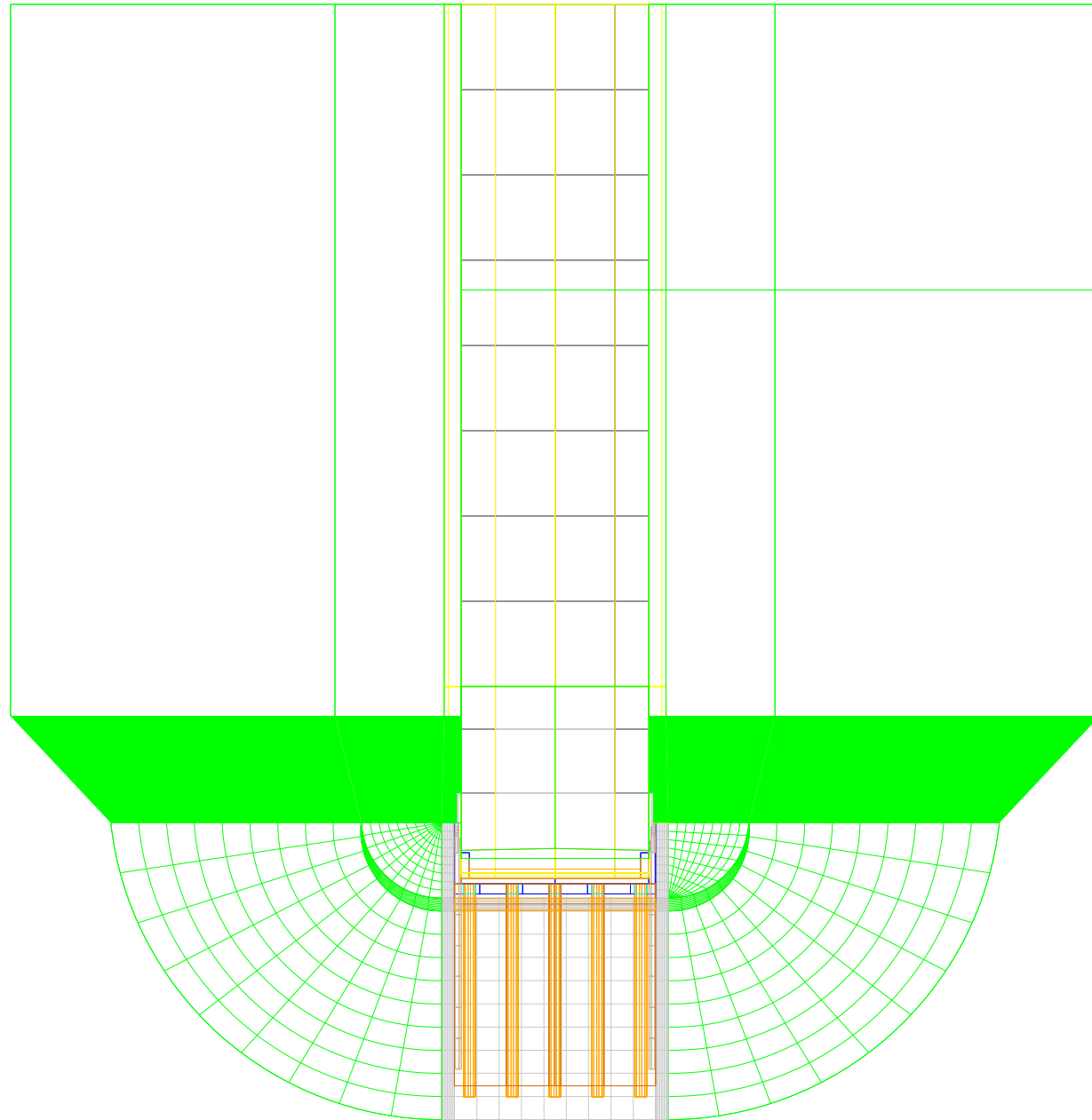
SECTION B-B



SECTION A-A

	REVISION	
	4	04-19-16
STANDARD ROAD PLAN		
EW-201		
SHEET 2 of 3		
REVISIONS: Changed reference from RK series to BR series in circle note 4.		
APPROVED BY DESIGN METHODS ENGINEER		
BRIDGE BERM GRADING WITHOUT RECOVERABLE SLOPE (BARNROOF SECTION)		

This image can be viewed in 3D on the the ERL or at our website <http://www.iowadot.gov/design/stdrdpln.htm>



This image can be viewed in 3D on the the ERL or at our website <http://www.iowadot.gov/design/stdrdpln.htm>

IOWA DOT	REVISION	
	4	04-19-16
STANDARD ROAD PLAN	EW-201	
	SHEET 3 of 3	
REVISIONS:	Changed reference from RK series to BR series in circle note 4.	
<i>Steve Miller</i> APPROVED BY DESIGN METHODS ENGINEER		
BRIDGE BERM GRADING WITHOUT RECOVERABLE SLOPE (BARNROOF SECTION)		