





LEGEND

	PCC Paved Shoulder ⁴
	Reinforced PCC Paved Shoulder ⁵

- ¹ "L-2" or "KT-2" joint. When roadway pavement is existing, use "BT-3" joint. See PV-101.
- ² Refer to BA-250.
- ³ "C" Joint; match existing roadway joints when possible. See PV-101.
- ⁴ Refer to project typicals.
- ⁵ Refer to BA-106.

Possible Contract Items:
 Concrete Barrier items
 Steel Beam Guardrail items
 PCC Paved Shoulder
 Reinforced Paved Shoulder

Possible Tabulations:
 108-18B
 112-9

 STANDARD ROAD PLAN	REVISION	
	4	10-18-22
BA-150		
SHEET 1 of 1		
REVISIONS: Changed from F-shape to Texas single slope.		
 APPROVED BY DESIGN METHODS ENGINEER		
SIDE OBJECT PROTECTION WITH CONCRETE BARRIER AND GUARDRAIL		