



Coppock









44 - 1550

Roads Current as of January 1, 2021
Bridges Current as of August 23, 2021






BRIDGES

 FHWA Number
 Bridge ID




SURFACE TYPE

 Portland Cement Concrete
 Asphalt
 Bituminous
 Gravel
 Brick
 Combination
 Earth
 Unknown






SURFACE WIDTH

 Less than or equal to 21 feet
 22 to 23 feet
 24 to 25 feet
 26 to 31 feet
 Greater than or equal to 32 feet






SHOULDER WIDTH

 Less than or equal to 2 feet
 3 to 4 feet
 Greater than or equal to 5 feet



MEDIAN TYPE


 Hard Surface without barrier
 Grass Surface without barrier
 Hard surface with barrier
 Grass surface with barrier
 Barrier

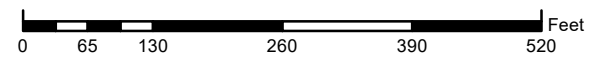
MEDIAN WIDTH

 Less than or equal to 6 feet
 7 to 9 feet
 10 to 15 feet
 16 to 24 feet
 Greater than or equal to 25 feet

CURBS

 Right shoulder has curbs
 Left shoulder has curbs

 Incomplete Road Data

 Feet
0 65 130 260 390 520

